



2005 Sun Devil Baseball

ASU Media Relations
(P) 480-965-6594
(F) 480-965-5408
Baseball SID Contact: Jeff Evans
E-Mail: Jeff.Evans@asu.edu
Website: www.TheSunDevils.com

2005 Record: 28-15, 9-3 Pac-10
2005 Home Record: 18-4
2005 Road/Neutral Record: 10-11
2005 vs. Ranked Opponents: 9-11
ASU All-Time Record: 2,386-1,169-6
Head Coach: Pat Murphy (802-382-4)

**** Five-Time NCAA National Champions (1965, 1967, 1969, 1977, 1981) ****

2005 Schedule and Results

(28-15, 9-3 Pac-10)

DATE	OPPONENT	RESULT/TIME
1/28	Long Beach State (#14)	L, 3-7
1/29	Long Beach State (#14)	W, 8-6
1/30	Long Beach State (#14)	L, 1-11
2/4	New Mexico State#	W, 12-0
2/5	Gonzaga#	W, 10-8
2/6	Oregon State#	L, 6-12
2/7	New Mexico State#	W, 11-10
2/11	South Alabama^	W, 7-2
2/12	Oklahoma^	W, 7-5
2/13	Gonzaga^	L, 0-2
2/15	at Arizona (#9)	L, 6-7 (14)
2/18	at Tulane (#1)	L, 2-8
2/19	at Tulane (#1)	L, 2-7
2/20	at Tulane (#1)	L, 3-9
2/23	at Arizona (#7)	L, 5-11
2/25	Baylor (#8)	W, 5-3
2/26	Baylor (#8)	W, 12-4
2/27	Baylor (#8)	L, 7-8 (10)
3/4	vs. North Carolina\$ (#4)	W, 4-3 (11)
3/5	at East Carolina\$	W, 10-3
3/6	vs. Ohio State\$	W, 3-0
3/11	at LSU (#5)	L, 5-6
3/12	vs. Western Illinois	W, 19-1
3/13	vs. Western Illinois	W, 30-13
3/13	at LSU (#5)	L, 3-20
3/18	Oklahoma	W, 5-4
3/19	Oklahoma	W, 5-1
3/20	Oklahoma	W, 6-5
3/24	at USC* (#21)	L, 8-9
3/25	at USC* (#21)	W, 17-1
3/26	at USC* (#21)	W, 2-1 (10)
4/1	Wright State	W, 13-1
4/2	Wright State	W, 11-3
4/3	Wright State	W, 14-1
4/9	at California*	W, 11-7
4/9	at California*	L, 3-7
4/10	at California*	L, 3-4
4/15	Stanford* (#14)	W, 9-2
4/16	Stanford* (#14)	W, 6-5
4/17	Stanford* (#14)	W, 10-9
4/22	UCLA*	W, 12-5
4/23	UCLA*	W, 16-2
4/24	UCLA*	W, 10-8
4/29	at Oregon State* (#6)	5 p.m.
4/30	at Oregon State* (#6)	1 p.m.
5/1	at Oregon State* (#6)	1 p.m.
5/4	Utah Valley State	6:30 p.m.
5/14	Arizona* (#9)	6:30 p.m.
5/15	Arizona* (#9)	1 p.m.
5/16	Arizona* (#9)	6:30 p.m.
5/20	at Washington*	6:30 p.m.
5/21	at Washington*	1 p.m.
5/22	at Washington*	1 p.m.
5/27	Washington State*	6:30 p.m.
5/28	Washington State*	6:30 p.m.
5/29	Washington State*	1 p.m.

* Pac-10 Game, # Bob Schaefer Memorial Tournament

^ Coca-Cola Classic (Surprise, Ariz.)

\$ Keith LeClair Invitational

Sports Weekly/ESPN	Baseball America
#20	#17
BoysWorld SoS	BoysWorld RPI
#5	#10

Games 44-46

Road 22-24

2005 Sun Devil Baseball Game Notes



**#17 Arizona State Sun Devils (28-15, 9-3 Pac-10) at
#6 Oregon State Beavers (30-7, 9-3 Pac-10)**



Corvallis, Ore. • Goss Stadium at Coleman Field (2,000) • April 29-May 1, 2005

PROBABLE PITCHERS

Apr. 29 at Oregon State, 5 p.m.

ASU - Erik Averill, LHP (7-2, 2.87 ERA)

OSU - Dallas Buck, RHP (7-1, 2.03 ERA)

Apr. 30 at Oregon State, 1 p.m.

ASU - Jason Urquidez, RHP (6-3, 4.61 ERA)

OSU - Anton Maxwell, LHP (7-0, 4.55 ERA)

May 1 at Oregon State, 1 p.m.

ASU - Pat Bresnehan, RHP (3-3, 4.91 ERA)

OSU - Jonah Nickerson, RHP (6-0, 1.15 ERA)

ASU VS. OREGON STATE

All-Time Record vs. OSU: 28-11

Last 10/20 Games vs. OSU: 8-2/14-6

All-Time in Corvallis (vs. OSU): 5-4

NATIONAL RANKINGS

After the series sweep of UCLA and winners of 12 of their last 14 games, the Sun Devils moved up in the national rankings to No. 17 (BA/CB) and No. 20 (SW/NCBWA). ASU has appeared in the national rankings in 104 of the last 110 weeks dating back to the start of the 2000 season. OSU is ranked No. 6 by Baseball America.

MEDIA EXPOSURE

ASU returns to the airwaves this weekend with all three games of the Pac-10 series against Oregon State broadcast locally on KDUS 1060 AM with Tim Healey and Bob Eger calling all the action from the Goss Stadium press box. All 24 Pac-10 games are scheduled to be broadcast on KDUS 1060 AM and also on the internet. Every game this season will be able to be followed via GameTracker on the Internet at www.thesundevils.com.

FUN FACTS

After starting the season 6-9, the Sun Devils have turned it around and have won 22 of their last 28 games... ASU has played 22 of its 43 games this season against teams that have appeared in the national polls... since meeting with Barry Bonds on Mar. 8, ASU is hitting .357 with 23 home runs and a .530 slugging percentage... Jeff Larish ranks fifth in ASU history with 43 home runs and 213 RBI... J.J. Sferra is hitting .432 (16-for-37) in 10 Pac-10 games... Seth Dhaenens has raised his batting average from .071 to .395 by going 31-for-67 (.463) over his last 21 games... Erik Averill has won his last five pitching decisions.

What's On Tap:

After recording their fourth consecutive home sweep last weekend against UCLA, the No. 17 Arizona State Sun Devils (28-15, 9-3 Pac-10) return to the road for a Pac-10 showdown with sixth-ranked Oregon State (30-7, 9-3 Pac-10). ASU and OSU are currently tied for second in the Pac-10, each trailing conference leader Arizona by one game in the standings. After starting the season 6-9 and dropping completely out of the national polls, the Sun Devils have turned their season around by winning 22 of their last 28 games, including a string of 12 of the last 14. Following the series with the Beavers, ASU will take a weekend off from Pac-10 play for final exams. ASU will host Utah Valley State in a non-conference tilt on Wednesday, May 4.

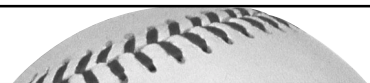
Quick Hits:

- Travis Buck has recorded seven straight games with two or more hits and 24 multi-hit games this season.
- Seth Dhaenens has raised his batting average 324 points .071 to .395 by going 31-for-67 in his last 21 games.
- Travis Buck is hitting .581 over the last six games and .454 (59-for-130) over the last 28 games.
- ASU has a current 12-game home winning streak, with sweeps over Oklahoma, Wright State, Stanford and UCLA.
- Travis Buck won his fifth career Pac-10 POW award last week, the most ever by a Sun Devil position player.
- ASU set a school record with 35 hits in the 30-13 win over Western Illinois (3/13). Travis Buck went 6-for-8.
- Jr. LHP Erik Averill is 7-2 with a 2.87 ERA and is tied for the Pac-10 leads with seven wins. He also has 3 CG.
- 12 of ASU's 15 losses this season have come against teams that have appeared in the national rankings.
- OSU's Dallas Buck marks the 10th preseason All-American pitcher Arizona State will face this season.
- ASU has played over half of its schedule (22 of 43) against teams that have been ranked at some point this season.
- ASU has been road warriors this season playing 21 of its last 36 games away from Packard Stadium.
- 16 Sun Devils, including 10 true freshman, have made their debut in the Maroon and Gold this season.
- 12 players have at least one SB this season and ASU leads the Pac-10 with 84 stolen bases (84-for-112).
- Freshman J.J. Sferra is hitting .432 in Pac-10 play and .447 (21-for-47) over his last 13 games.
- ASU owns a 241-103-1 record for a .700 winning percentage this decade (2000-P).
- Jeff Larish leads the Pac-10 with 15 home runs and ranks fifth in ASU career home runs (43) and RBI (213).
- Senior catcher Tuffy Gosewisch has thrown out 16 of 44 attempted base stealers this season (36%).
- Freshman reserve catcher Austin Stockfisch has hits in seven straight at-bats and is hitting .875 (7-for-8).
- Travis Buck and Jeff Larish have been named to the Golden Spikes Award initial watch list.
- Brothers Brett (LHP) and Greg (C/INF) Bordes formed a unique battery in the ninth inning vs. Wright State (4/3).
- ASU leads the league hitting .347 in Pac-10 play and is second with a .976 FLD% in league games.



ARIZONA STATE UNIVERSITY

Sun Devil Baseball 2005



2005 National Polls

Baseball America (4/25)

1.	Texas	35-7
2.	Cal State Fullerton	30-11
3.	Tulane	35-7
4.	Florida	30-10
5.	Miami (Fla.)	30-10
6.	Oregon State	30-7
7.	Georgia Tech	30-10
8.	Nebraska	34-8
9.	Arizona	27-14
10.	North Carolina	23-8
11.	Baylor	27-16
12.	Long Beach State	29-14
13.	Alabama	29-13
14.	Missouri	30-10
15.	Rice	29-14
16.	LSU	29-13
17.	Arizona State	28-15
18.	Tennessee	28-12
19.	South Carolina	30-11
20.	Stanford	24-14
21.	UL Lafayette	35-8
22.	USC	26-12
23.	Arkansas	31-11
24.	Florida State	35-13
25.	Vanderbilt	27-12

Sports Weekly/ESPN (4/25)

1.	Texas	35-7
2.	Tulane	35-7
3.	Cal State Fullerton	30-11
4.	Miami (Fla.)	31-10-1
5.	Florida	30-10
6.	Nebraska	34-8
7.	North Carolina	33-8-1
8.	Georgia Tech	30-10
9.	LSU	29-13
10.	Arizona	27-14
11.	Oregon State	30-7
12.	Long Beach State	29-14
13.	South Carolina	30-11
14.	Rice	29-14
15.	Arkansas	31-11
16.	Baylor	27-16
17.	UL Lafayette	35-8
18.	Stanford	24-14
19.	Florida State	35-13
20.	Arizona State	28-15
21.	USC	26-12
22.	Mississippi	27-13
23.	Alabama	29-13
24.	Missouri	30-10
25.	Vanderbilt	27-12

Collegiate Baseball (4/25)

1.	Tulane	35-7
2.	Texas	35-7
3.	Florida	30-10
4.	Cal State Fullerton	30-11
5.	Nebraska	34-8
6.	Georgia Tech	30-10
7.	Miami (Fla.)	31-10-1
8.	Arizona	27-14
9.	Oregon State	30-7
10.	North Carolina	33-8-1
11.	Long Beach State	29-14
12.	Baylor	27-16
13.	Alabama	29-13
14.	LSU	29-13
15.	Florida State	35-13
16.	Missouri	30-10
17.	Arizona State	28-15
18.	South Carolina	30-11
19.	Tennessee	28-12
20.	USC	26-12
21.	UL Lafayette	35-8
22.	Stanford	24-14
23.	Arkansas	31-11
24.	Cal Poly	27-14
25.	Central Florida	35-9

Recapping the Series Sweep of UCLA:

The Sun Devils recorded their fourth straight home sweep over the weekend against the UCLA Bruins. ASU outscored the Bruins by a combined score of 38-15, with wins of 12-5 on Friday, 16-2 on Saturday and 10-8 on Sunday to clinch the sweep. ASU hit .443 (51-for-115) in the three-game sweep, including impressive performances by Travis Buck (.714, 10-for-14), J.J. Sferra (.600, 9-for-14) and Seth Dhaenens (.545, 6-for-11). The pitching staff turned in a 3.67 ERA for the weekend with the bullpen having the most success. Junior RHP Tony Barnette recorded a pair of saves and allowed only one hit in 3.1 scoreless innings. Junior LHP Brett Bordes earned his second career save with three shutout innings to nail down Saturday's 16-2 win. Jason Urquidez picked up his sixth win of the year and 18th of his career with six strong innings on Saturday.

Who's Hot:

Several Sun Devils are riding hot streaks at the plate and on the mound heading into the series at Oregon State. Junior right fielder Travis Buck is currently the hottest Sun Devil at the plate, hitting .581 (18-for-31) over the last two weekend and is batting .454 (59-for-130) over his last 28 games to raise his batting average 141 points from .246 to .387. Buck ranks fourth in the Pac-10 hitting .387 with 17 doubles and 35 RBI. Sophomore second baseman Seth Dhaenens is hitting .463 (31-for-67) over the last 18 games to raise his season batting average 324 points from .071 to .395. Dhaenens also has a current 12-game hitting streak in which he is hitting .524 (22-for-42) with 11 RBI. Dhaenens currently leads the team in hitting at .395 (32-for-81) with 21 RBI. Senior 1B Jeff Larish has hits in seven of his last eight games while batting .393 (11-for-28) over that stretch. Larish leads the Pac-10 and ranks fifth in the NCAA with 15 home runs. On the mound, junior LHP Erik Averill has won his last five decisions, posting a 2.33 ERA in his last nine appearances (46.1 IP, 32 K). Junior left-handed reliever Brett Bordes has been solid out of the bullpen posting a 2.28 ERA and going 3-1 with one save in his last 15 appearances (6 ER, 23.2 IP). In his last four starts, senior RHP Jason Urquidez is 2-0 with a 3.00 ERA (24.0 IP, 8 ER, 21 K).

The Bonds Factor:

Since several Sun Devil hitters met with former ASU All-American and seven-time National League MVP Barry Bonds, the team's offensive numbers have improved drastically. Bonds was on campus for a press conference honoring his former coach Dr. Jim Brock on Mar. 8, and stayed after to hang around the batting cage to offer his instruction. Since meeting with Bonds, who hit .347 as a Sun Devil with 45 career home runs from 1983-85, ASU is hitting .357 (294-for-824) to raise the team batting average 42 points from .278 to .320 and is 17-5 during that stretch. The Devils have also hit 24 of the season total 35 home runs and combined for a .530 slugging percentage. Senior slugger Jeff Larish, who worked extensively with Bonds, is hitting .370 (30-for-81) with 10 of his Pac-10 leading 15 homers. Other hitters have also benefited since listening to arguably the greatest left-handed power hitter in MLB history, with Seth Dhaenens (.456), Travis Buck (.451), J.J. Sferra (.382), Rocky Laguna (.342) and Colin Curtis (.315) all hitting over .300 over the last 22 games.

A Good Omen:

Through the halfway point of the 2005 season the Sun Devils were 16-12 (currently 28-15). The last time ASU was 16-12 after 28 games was in 1998 when the Sun Devils last advanced to the College World Series and played for the National Championship. In both 1998 and earlier this season, ASU tied a school record by losing six straight games. After enduring the six-game losing streak in 1998, ASU finished up strong winning 18 of its last 27 regular season games that season to earn a spot in the NCAA Tournament. Following ASU's six-game losing streak this season, the Sun Devils have won 22 of their last 28 games. ASU's 9-3 start in Pac-10 play is tied for the best start by a Sun Devil squad since the Pac-10 joined the North and South divisions in 1999. The 2000 Pac-10 champion Sun Devils also started the league slate with nine wins in the first 12 contests.

2005 ARIZONA STATE BASEBALL PROJECTED STARTING LINEUP

Arizona State Sun Devils (28-15 Overall, 6-3 Pac-10)

Batting Order	No.	Name (B/T)	Pos	Yr	BA-HR-RBI	Notes/Key Stats
1	14	Rocky Laguna (R/L)	DH/LF	Fr.	.324-1-24	ASU is 14-2 when Laguna hits leadoff.
2	4	Travis Buck (L/R)	RF	Jr.	.387-3-35	Leads team with 24 multi-hit games.
3	39	Tuffy Gosewisch (R/R)	C	Sr.	.335-6-48	Leads ASU and second in Pac-10 with 48 RBI.
4	11	Jeff Larish (L/R)	1B	Sr.	.321-15-45	Leads Pac-10 and top 5 in NCAA with 15 home runs.
5	9	Colin Curtis (L/L)	LF	So.	.327-1-30	Hits in 32 of 43 games this season and 17 of last 22.
6	5	Joey Hooft (R/R)	3B	Sr.	.316-1-23	Current seven-game hitting streak (.333, 9-for-27).
or	18	Willy Fox (R/R)	DH	Fr.	.311-4-19	Has recorded 19 RBI in his 26 games this season.
7	6	Seth Dhaenens (L/R)	2B	Fr.	.395-2-21	Hitting .463 going 31-for-67 over his last 21 games.
8	15	Joe Persichina (L/R)	SS	So.	.223-1-13	Started seven of last 9 games at SS. 36 error-free chances.
or	12	Andrew Romine (B/R)	SS	Fr.	.267-0-16	Freshman SS hitting .267 with six multi-hit games.
or	37	Zechry Zinicola (R/R)	DH	So.	.299-1-10	Two-way player with hits in nine of last 11 games.
9	2	J.J. Sferra (L/L)	CF	Fr.	.325-0-15	Hitting .432 (16-for-37) in 10 Pac-10 starts.

Probable Pitching Rotation:

S/R	No.	Name	R/L	Yr	W-L/SV/ERA	Notes/Key Stats
SP	45	Erik Averill	LHP	Jr.	7-2/0/2.87	Tied for Pac-10 lead with seven wins. Also has 3 CG.
R/S	34	Jason Urquidez	RHP	Sr.	6-3/2/4.61	In last four starts has given up eight runs in 24.0 IP.
SP	40	Pat Bresnehan	RHP	So.	3-3/0/4.91	Struggled in last 4 GS giving up 17 R in last 20.1 IP.
R/S	37	Zechry Zinicola	RHP	So.	3-2/2/5.91	Ranks tied for eighth in ASU history with 10 saves.
Rel	49	Brett Bordes	LHP	Jr.	3-3/2/3.71	Allowed 6 ER in last 23.2 IP (15 G) for (2.28 ERA).
Rel	50	Tony Barnette	RHP	Jr.	3-1/2/7.08	Leads Pac-10 with pitching 23 appearances.

*Rotation/Starting Lineup Subject to Change



Sun Devil Baseball 2005

Buck and Larish Named To Golden Spikes Watch List:

senior first baseman Jeff Larish and junior right fielder Travis Buck are among 40 college baseball players named to the initial watch list for the 2005 Golden Spikes Award presented by USA Baseball. The Golden Spikes Award is given annually to the top amateur baseball player in the country. Buck and Larish mark the third straight year that ASU has had a player named to the initial Golden Spikes Award watch list. Former Sun Devil All-American shortstop and current Boston Red Sox prospect Dustin Pedroia was named to the watch list in 2003 and 2004 and became ASU's seventh all-time Golden Spikes Award finalist last season. Arizona State has had three winners of the Golden Spikes Award. Bob Horner (1978), Oddibe McDowell (1984) and Mike Kelly (1991) all won the prestigious award during their Sun Devil careers. USA Baseball will announce their five finalists for the 2005 Golden Spikes Award in June.

Larish Leads Pac-10 And Ranks Fifth in NCAA in Home Runs:

Senior Jeff Larish leads the Pac-10 and ranks fifth in the NCAA with 15 home runs. Larish has hit 10 home runs in his last 21 games, including a pair of multi-home run contests in back-to-back games against Western Illinois and a walk-off solo home run in the bottom of the ninth inning against Oklahoma (3/18). Larish trails NCAA leaders Adam Carr (Oklahoma State) and Jason Maxey (Towson), who each have 17. The senior slugger has three multi-homer games this season and five in his career. Of his 15 home runs this season, he has hit six solo homers, four two-run shots and five three-run bombs. Eleven (11) of his 15 homers have also come on the road. Here is a look at the NCAA leaders in home runs as of April 25 (as reported by BoydsWorld.com):

Player	School	HR
Adam Carr	Oklahoma State	17
Jason Maxey	Towson	17
Ryan Patterson	LSU	16
Matt Laporta	Florida	16
Jeff Larish	Arizona State	15
Mark Aranda	New Mexico State	15
Chuck Carter	Texas A&M Corpus Christi	15
Beau Mills	Fresno State	15
Adam Tucker	Birmingham Southern	15

Larish Climbs ASU Career Charts:

Senior Jeff Larish has made several dents in the ASU career record books... and he isn't done yet. With his Pac-10 leading 15 home runs, Larish ranks fifth in ASU history with 43, only one way from fourth place (Dan Rumsey, 1986-89) and two away from tying seven-time National League MVP Barry Bonds (1983-85). Former major leaguer Bob Horner holds the all-time record with 56 home runs. Larish's 213 RBI also rank fifth in the ASU record books and his 179 walks are second. Larish is also listed eighth in career at-bats (764), sixth in total bases (448), eighth in runs scored (203) and 10th in doubles (52). Through 43 games, Larish is hitting .321 (53-for-165) with 29 extra base hits for a .685 slugging percentage. He has been especially hot with hits in 17 of his last 22 games, going 30-for-81 (.370) to raise his batting average from .273 to .321 (48 points).

Flashing the Leather:

The Sun Devils have played stellar defense of late with eight error-free games over a stretch of the last 13 games for a .984 fielding percentage. For the season ASU has recorded 12 error-free games and have an overall .962 fielding percentage. ASU's .976 fielding percentage in Pac-10 play ranks second to Stanford (.980). Senior first baseman Jeff Larish has not made an error in 229 consecutive chances over a stretch of the last 28 games. Senior catcher Tuffy Gosewisch has only two errors in 356 fielding chances for a .994 fielding percentage and has thrown out 16 of 46 attempted base stealers (35%).

On the Road Again:

The Sun Devils will be making their seventh weekend road trip of the season when they travel north to Corvallis, Ore., this weekend to take on the sixth-ranked Beavers. ASU has made three cross-country flights this season to New Orleans twice (LSU and Tulane) and also for a tournament at East Carolina in Greenville, N.C. The Devils have played 21 of their last 36 games on the road and opened Pac-10 play with consecutive series on the road at USC and California. Overall, ASU is 10-11 on the road this season, compared to a 18-4 record at Packard Stadium.

Home Sweet Home:

ASU boasts a solid 18-4 record at Packard Stadium, including a string of four consecutive home series sweeps against Oklahoma, Wright State, Stanford and UCLA. The 12-game home winning streak includes the offense batting .357 while averaging 9.75 runs per game. During the 12-game home winning streak Travis Buck is hitting .491 (26-for-53) and Jeff Larish has hit four of his Pac-10 leading 15 home runs. The pitching staff has also been impressive with a 3.33 ERA and 105 strikeouts in the last 108.0 innings.

Another Six-Game Winning Streak:

The Sun Devils are in the midst of their second six-game winning streak in the last month and have won 12 of their last 14 games. ASU won six straight games in late March and early April against USC (2), Wright State (3) and California (1). Following a pair of losses to the Golden Bears, the Devils have emerged with another six-game streak that includes series sweeps over Pac-10 rivals Stanford and UCLA. During the current six-game streak, ASU is hitting .382 (83-for-217) while averaging 10.5 runs and 13.8 hits per game. Junior right fielder Travis Buck is batting .593 (16-for-27) with nine runs scored and nine RBI over the last two weekends and Seth Dhaenens is hitting .478 (11-for-23). Senior right-hander Ty Marotz has recorded two of the six wins out of the bullpen for the first two wins of his Sun Devil career.

ASU HEAD COACH

Pat Murphy



Since inheriting the Sun Devil program in August of 1994, Arizona State Baseball Head Coach Pat Murphy has carefully nurtured the tradition of excellence in Tempe, at the same time establishing himself as one

of the top collegiate head coaches in the nation. He has guided Arizona State to top-12 national rankings in four of the past eight seasons, including an appearance in the 1998 College World Series national championship game. Murphy has combined to go 429-211-1 in his 11 seasons in Tempe and posts an all-time 29-22 record in NCAA Tournament action. He has a career 802-382-4 record in 21 seasons as a head coach. Murphy recorded his 800th victory with a 12-5 win over UCLA on April 22, 2005. In 18 seasons split between Notre Dame and ASU, Murphy has averaged over 40 wins per season. ASU set an NCAA record scoring in 506 consecutive games from 1995-2004 and set the NCAA record with 14 grand slams in 2004.

Month by Month at ASU:

January	41-6
February	107-42
March	107-67-1
April	105-57
May	64-33
June	5-7

Pat Murphy at ASU

Record at ASU	429-211-1
Pac-10	157-118
Non-Conference	269-93-1
NCAA Tournament	20-14

Opening Day Record	9-2 (16-2 overall)
Earliest Start	Jan. 15, 1999 (Utah)
Latest Start	Feb. 6, 2004 (Florida State)

Pat Murphy Year-by-Year

Career Record: 802-382-4/21st season

Division I Record: 747-327-2/18th season

Arizona State Record: 429-211-1/11th season

Year	School	Overall
2005	Arizona State	28-15
2004	Arizona State	41-18
2003	Arizona State	54-14
2002	Arizona State	37-21
2001	Arizona State	37-20-1
2000	Arizona State	44-15
1999	Arizona State	39-21
1998	Arizona State	41-23
1997	Arizona State	39-22
1996	Arizona State	35-21
1995	Arizona State	34-21
1994	Notre Dame	46-16
1993	Notre Dame	46-16
1992	Notre Dame	48-15
1991	Notre Dame	45-16
1990	Notre Dame	46-12
1989	Notre Dame	48-19-1
1988	Notre Dame	39-22
1987	Claremont-Mudd Scripps	21-18-1
1986	Claremont-Mudd Scripps	24-16
1983	Maryville (Tenn.)	10-21-1



Sun Devil Baseball 2005

The Larish Record Watch

Career Home Runs:

1. Bob Horner (1976-78)	56
2. Mike Kelly (1989-91)	46
3. Barry Bonds (1983-85)	45
4. Dan Rumsey (1986-89)	44
5. Jeff Larish (2002-P)	43
6. Andrew Beinbrink (1996-99)	40
7. Casey Myers (1998-2001)	39
8. Mitch Jones (1999-2000)	38
9. Jeremy West (2001-03)	36
Ted Dyson (1983-87)	36
Mike Soddors (1980-81)	36

Career RBI:

1. Andrew Beinbrink (1996-99)	283
2. Casey Myers (1998-2001)	275
3. Clay Westlake (1973-76)	250
4. Bob Horner (1976-78)	229
5. Jeff Larish (2002-P)	213
6. Antone Williamson (1992-94)	203
7. Alvin Davis (1979-82)	200
8. Mike Kelly (1989-91)	194
Ken Landreaux (1974-76)	194
10. Alan Bannister (1970-72)	177

Career Hits:

1. Clay Westlake (1973-76)	322
2. Andrew Beinbrink (1996-99)	318
3. Casey Myers (1998-2001)	313
4. Dustin Pedroia (2002-04)	298
5. Gary Atwell (1970-73)	286
6. Mikel Moreno (1995-98)	277
7. Antone Williamson (1992-94)	264
8. Bob Horner (1976-78)	262
9. Dan Rumsey (1986-89)	261
10. Willie Bloomquist (1997-99)	256
— Jeff Larish (2002-P)	255

Career Total Bases:

1. Andrew Beinbrink (1996-99)	547
2. Clay Westlake (1973-76)	505
3. Casey Myers (1998-2001)	494
4. Bob Horner (1976-78)	492
5. Dan Rumsey (1986-89)	469
6. Jeff Larish (2002-P)	448
7. Antone Williamson (1992-94)	443
8. Mike Kelly (1989-91)	439
9. Barry Bonds (1983-85)	438
10. Dustin Pedroia (2002-04)	423

Career Walks:

1. Alvin Davis (1979-82)	207
2. Jeff Larish (2002-P)	179
3. Andrew Beinbrink (1996-99)	154
4. Clay Westlake (1973-76)	148
5. Doug Newstrom (1991-93)	131

Single-Season Walks:

1. Alvin Davis (1982)	87
2. Jeff Larish (2003)	78
3. Doug Newstrom (1993)	71
4. Doug Baker (1982)	70

National/Pac-10 Awards

Pac-10 Pitcher/Player of the Week:

Travis Buck	Mar. 1
Pat Bresnehan	Mar. 29
Travis Buck	Apr. 19

National Player of the Week:

Averill (Feb. 7)	Collegiate Baseball
Averill (Feb. 8)	NCBWA

Clemens Award Watch List:

Erik Averill, Jason Urquidez

Golden Spikes Award Watch List:

Travis Buck, Jeff Larish

Wallace Award Watch List:

Travis Buck, Jeff Larish

Bench Catcher of the Year Watch List:

Tuffy Gosewisch

NCBWA Stopper of the Year Watch List:

Zechry Zinicola

Team of the Week:

SEBaseball.com	Mar. 7
CollegeBaseballInsider.com	Apr. 19

Arizona State Career Stats vs. Oregon State Beavers:

Player	Avg.	G	AB	R	H	RBI	2B	3B	HR	SB
Biancamano	.500	1	2	1	1	0	1	0	0	0
Romine	.500	1	2	0	1	0	0	0	0	1
Larish	.317	10	41	8	13	8	3	0	0	2
Zinicola	.313	4	16	3	5	4	2	0	1	0
Gosewisch	.276	8	29	7	8	8	2	0	2	0
Sferra	.250	1	4	1	1	1	1	0	0	0
Buck	.222	7	27	5	6	7	1	0	1	3
Curtis	.231	4	13	3	3	2	0	0	0	1
Persichina	.167	4	6	1	1	1	0	0	0	0
Dhaenens	.000	1	1	0	0	0	0	0	0	0
Fox	.000	1	1	0	0	0	0	0	0	0
Hooft	.000	1	4	0	0	0	0	0	0	0
Laguna	.000	1	1	0	0	0	0	0	0	0

Player	ERA	W-L	SV	G	IP	H	R	ER	BB	SO
Zinicola	0.00	0-0	2	2	2.2	1	0	0	1	5
Averill	0.00	1-0	1	2	3.1	1	0	0	1	6
Urquidez	1.08	1-0	0	1	8.1	9	1	1	2	12
Bresnehan	2.08	0-0	0	1	4.1	4	1	1	1	7
Bordes	4.35	1-1	0	3	10.1	13	10	5	4	7
Andes	9.00	0-0	0	1	1.0	2	1	1	1	1
Barnette	99.00	0-0	0	1	0.1	5	5	5	0	1

Series History vs. Oregon State:

The Sun Devils lead the all-time series against the Oregon State Beavers 28-11 dating back to the first meeting between the two schools on March 21, 1963 in Tempe (5-4 ASU win). Over the last 10 years during the Pat Murphy era, ASU leads the series 15-6, including winning 10 of the last 12 meetings. ASU swept the series last season at Packard Stadium (9-3, 3-1, 8-4) and in its last trip to Goss Stadium at Coleman Field won two of three games to take the series. The Sun Devils have made three trips to Corvallis since the Pac-10 joined the North and South divisions in 1999, going 5-4 during that stretch. The Beavers and Sun Devils met in a non-conference contest earlier this season in the Bob Schaefer Memorial Tournament with Oregon State earning a 12-6 win.

Scouting Oregon State:

The Beavers head into the weekend series against the Sun Devils with a 30-7 record and are tied for second with ASU with a 9-3 Pac-10 record. OSU's No. 6 national ranking by Baseball America matches OSU's second-best ever. The Beavers were also ranked No. 6 by Collegiate Baseball - the only poll at the time - in the polls published May 11 and May 25, 1962, and April 12, 1963. OSU's highest-ever ranking in a national poll was No. 5 in the Collegiate Baseball poll published March 29, 1963. OSU is also ranked No. 11 by ESPN/Sports Weekly and No. 9 by Collegiate Baseball. The Beavers are led by the top pitching staff in the nation (3.03 ERA) and by the league's top hitter (Jacoby Ellsbury). OSU's weekend starting rotation of Dallas Buck (7-1, 2.03 ERA), Anton Maxwell (7-0, 4.55 ERA) and Jonah Nickerson (6-0, 1.15 ERA) have combined to go 20-1 on the season. Ellsbury leads the league in hitting at .451 (69-for-153) with 12 doubles, two triples, six home runs, 31 RBI and 18 stolen bases. Head coach Pat Casey is 325-232-4 in his 11 years at the helm of the program.

Putting Up Crooked Numbers:

The Arizona State offense has come alive over the last couple of weekends and heads into the series against Oregon State with four consecutive games with double-digits in hits and runs. ASU is averaging 7.95 runs per game this season and nearly nine runs per game in 12 Pac-10 contests. The Sun Devils have also recorded 10 or more hits in 12 of the last 15 games and are averaging nearly 12 hits per game this season. ASU also has three of the top 10 hitters in Pac-10 games only (Buck - .463, Dhaenens - .455, Sferra - .432).

2005 ARIZONA STATE BASEBALL PRESEASON AWARDS

Baseball America Preseason All-Americans:

Travis Buck - 1st team
Jeff Larish - 3rd team

Baseball America Preseason All-Pac-10:

Jeff Larish - DH
Travis Buck - OF

Baseball America Top Pac-10 Newcomers:

Andrew Romine - No. 2

Baseball America Top Pac-10 Prospects:

Travis Buck - No. 3
Jeff Larish - No. 10

Baseball America Pac-10 Best Tools:

Travis Buck - Best Outfield Arm
Travis Buck - Best Athlete
Jeff Larish - Best Strike-Zone Discipline
Zechry Zinicola - Best Fastball

Baseball America's Fab 50 By Class:

Freshman:
Andrew Romine - No. 3
J.J. Sferra - No. 33

Sophomores:32
Colin Curtis - No. 26

Juniors:
Travis Buck - No. 13

Seniors:
Jeff Larish - No. 1
Jason Urquidez - No. 6

Collegiate Baseball Preseason All-Americans:

Travis Buck - 3rd team
Jason Urquidez - 3rd team
Jeff Larish - 3rd team

NCBWA Preseason All-Americans:

Travis Buck - 2nd team
Jason Urquidez - 2nd team



Sun Devil Baseball 2005

Gosewisch Among Nation's Elite Catchers:

Senior catcher Tuffy Gosewisch joins former Sun Devil Don Wakamatsu (1982-85) as the only other full-time, three-year starter at the catching position in school history. Gosewisch has started 158 games behind the plate in his career and has combined to go 168-for-499 (.337) over the last three years. This season he is third on the team hitting .335 (56-for-167) with six home runs and ranks second in the Pac-10 with 48 RBI. He has been one of ASU's most consistent hitter with hits in 33 of 43 games and leads the team with 14 multi-RBI games. The 2004 Johnny Bench Catcher of the Year semifinalist and one of 37 players named to the 2005 Bench Award Watch List, is a career .324 hitter with 10 home runs, 140 RBI and a .992 fielding percentage. A top candidate for the 2005 Bench Award, Gosewisch has been nearly perfect behind the dish this year with only two errors (.994 fielding percentage) in 356 total chances. He has gunned down 16 of 46 base stealers and has not allowed a passed ball. He has caught all but 17 innings this season (out of 387.0) and showed his true "tuffness" when he played the next day after suffering a mild concussion and had several stitches after being hit by a pitch in the head against Baylor (2/25). Here is a look at Tuffy's progression at the plate in games started during his Sun Devil career:

Gosewisch as a Starting Catcher:

2002: 12 games started (1-for-29, .034)

2003: 45 games started (45-for-136, .331)

2004: 58 games started (67-for-196, .342)

2005: 43 games started (56-for-167, .335)

Year	Avg	GP-GS	AB	R	H	2B	3B	HR	RBI	BB	SO	SB-ATT
2002....	.128	30-12	39	6	5	0	0	0	2	4	12	0-0
2003....	.340	59-45	144	41	49	9	0	2	41	22	19	2-2
2004....	.342	59-58	199	36	68	14	1	2	49	31	37	0-2
2005....	.335	43-43	167	35	56	10	2	6	48	18	23	3-6
TOTAL...	.324	191-158	549	118	178	33	3	10	140	75	91	5-10

Buck Continues Hot Hitting:

Junior Travis Buck started the season slow hitting only .246 in the first 15 games, but has since heated up going 59-for-130 (.454) over the last 28 games. Over the last two weekends Buck is batting .581 (18-for-31) with nine runs, nine RBI, a .774 slugging percentage and seven stolen bases. The Golden Spikes, Wallace Award and Baseball America Player of the Year candidate is second on the team and fourth in the Pac-10 hitting .387 (74-for-191) with 17 doubles, three triples, three home runs and 35 RBI. He also leads the team with 24 multi-hit games, including a string of seven straight games with two or more hits. In addition to ranking sixth in the nation with 76 hits, his name also appears among the league leaders in runs scored (52, 2nd), RBI (35, 10th), Doubles (17, 2nd), triples (3, 4th), total bases (103, 6th) and stolen bases (15, 3rd).

Year	Avg	GP-GS	AB	R	H	2B	3B	HR	RBI	BB	SO	SB-ATT
2003....	.326	66-65	239	59	78	13	3	4	46	35	28	12-14
2004....	.373	59-59	225	64	84	16	1	9	58	41	34	13-16
2005....	.387	43-43	191	52	74	17	3	3	35	16	27	15-21
TOTAL...	.360	168-167	655	175	236	46	7	16	139	92	89	40-51

Buck Earns Fifth Pac-10 Player of the Week Honor:

Arizona State junior outfielder Travis Buck was named the Pac-10 Baseball Player of the Week for April 12-18. Buck helped lead the Sun Devils to a series sweep over nationally ranked Stanford by hitting .462 (6-for-13) with four runs scored, one double, one home run and six RBI. He also stole a base and recorded a 1269 OPS (slugging + on-base). Coming up clutch all weekend, Buck recorded multi-hit games in each victory over the Cardinal. He provided the heroics with a two-run, game-tying home run in the bottom of the ninth inning in Saturday's 6-5 come-from-behind win and had a key three-run double in Sunday's 10-9 win to clinch the sweep. The Pac-10 award was Buck's second this season, also being honored after hitting .571 (8-for-14, 6 H, 6 RBI) against Baylor. The Player of the Week honor is the fifth of Buck's career and the 76th such honor for Arizona State since the Sun Devils joined the Pac-10 in 1979. Buck becomes the first position player in school history to earn five Pac-10 Player of the Week honors and is now one award away from the school record of six set by left-handed pitcher Sean Rees (1989-91). He also won the award twice last season (Mar. 2, Mar. 9) and once during his freshman season (Apr. 1).

Most Pac-10 Weekly Awards in School History:

Sean Rees, LHP (1989-91)	6
Travis Buck, OF (2003-P)	5
Jeremy West, 1B/DH (2001-03)	4
Antone Williamson, INF (1992-94)	4
Casey Myers, C (1998-2001)	3
Dan McKinley, OF (1995-97)	3
David Cassidy, LHP (1986-89)	3
Jon Switzer, LHP (1999-2001)	3
Mike Kelly, OF (1989-91)	3
Oddibe McDowell, OF (1983-84)	3
Oscar Rivas, LHP (1989)	3

Buck Prefers Hitting Second:

In his three seasons as a Sun Devil, junior right fielder Travis Buck has enjoyed his most success while hitting in the No. 2 spot in the lineup. In 106 career games in the No. 2 spot in the lineup, Buck is a career .416 (176-for-423) hitter with 134 runs scored, 13 home runs and 104 RBI. While hitting No. 2, Buck has accounted for 75% of his run production (104 of 139 RBI), 77% of his runs scored (134 of 175), 81% of his home runs (13 of 16) and 75% of his total hits (176 of 236). This season Buck is hitting .457 (63-for-138) with 43 runs scored and 31 RBI in 30 games batting in the second spot. ASU is 23-7 this season when Buck hits No. 2 and 84-22 over the last three years. He has combined to hit just .208 (11-for-53) this season when batting either leadoff or third. Overall, the preseason All-American is a career .360 hitter (236-for-655) with 175 runs, 16 home runs and 139 RBI.

2005 Statistical Comparison

Category	ASU	OSU
Games	43	37
Average	.320	.327
Runs	342	275
Hits	498	421
2B	90	78
3B	15	7
HR	35	25
SB	84	59
SLG%	.464	.457
ERA	4.58	3.03
SO	332	311
BB	139	107

Devils in the Polls...

	BA	SW	CB	NCBWA
PS	9	9	11	9
2/7	12	13	18	17
2/14	11	18	23	15
2/21	NR	RV	NR	RV
2/28	NR	RV	NR	RV
3/7	NR	RV	NR	RV
3/14	NR	RV	NR	RV
3/21	NR	RV	NR	RV
3/28	24	RV	30	28
4/4	24	25	28	29
4/11	NR	RV	NR	RV
4/18	21	20	22	22
4/25	17	20	17	20
5/2	--	--	--	--
5/9	--	--	--	--
5/16	--	--	--	--
5/23	--	--	--	--
5/30	--	--	--	--

ASU Quick Facts/Notes

2005 Team Information

Letterman Returning/Lost	15/8
Pitchers	7/4
Position Players	8/4
Starters Returning/Lost	12/5
Top Pitchers	5/1
Top Position Players	7/4
Newcomers	14

2004 in Review

Record	41-18
Home	25-9
Away	16-9
Pac-10 Record (Finish)	13-11 (4th)
Home	6-6
Away	7-5
Final Rankings	22 (BA), 20 (SW), 23 (CB)

Arizona State Postseason History

NCAA Appearances	28
NCAA Record	129-55 (.707)
CWS Appearances	18
National Championships	5
CWS Runner-Up Finishes	5
Last CWS Appearance	1998 (2nd)
College World Series Record	55-30 (.647)
Regional Titles (last)	13 (2003)

Baseball History

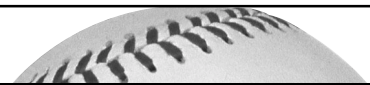
All-Time Record	2,386-1,169-6
Early Record	333-338-5
Modern Record	2,053-824-1
Packard Stadium	861-248-1 (31)
Best Record All-Time	59-8 (1973)
School Record Wins in a Season	65 ('76)

Media Relations Information

Baseball Contact	Jeff Evans
Evans' E-Mail	jeff.evans@asu.edu
Evans' Direct Line	(480) 965-6594
Evans' Cell	(480) 734-7791
Phone	(480) 965-6592
Fax	(480) 965-5408
Packard Box Phone	(480) 727-7253
Website	www.TheSunDevils.com
Evans' Record at ASU	197-88-1



Sun Devil Baseball 2005



2005 Pac-10 Baseball

Team	Pac-10	Overall
Arizona	10-2	27-14
Arizona State	9-3	28-15
Oregon State	9-3	30-7
USC	8-4	26-13
Stanford	7-5	26-15
California	7-8	27-18
Washington	4-8	24-17
UCLA	0-9	9-28
Washington State	0-12	18-23

Where ASU Ranks in the Pac-10

Team Offensive Rankings:

Avg.	320	3rd
Runs	342	2nd
Hits	498	1st
Doubles	90	2nd
Triples	15	2nd
Home Runs	35	4th
RBI	308	1st
OB %	404	3rd
SLG %	464	3rd
Walks	187	2nd
Stolen Bases	84	1st

Team Pitching/Defense Rankings:

ERA	4.58	7th
Strikeouts	332	2nd
Wins	28	2nd
Saves	9	5th
Opposing Avg.	277	6th
Innings Pitched	387.0	2nd
Walks	139	4th
FLD %	962	7th

Jeff Larish:

Home Runs	15	1st
Runs	46	4th
RBI	45	3rd
Doubles	13	6th
Total Bases	113	2nd
Slugging %	.685	2nd
On-Base%	.451	8th
Walks	37	1st

Travis Buck:

Batting	387	4th
Hits	74	2nd
Runs	52	2nd
Doubles	17	2nd
Triples	3	4th
Total Bases	103	4th
Stolen Bases	15	3rd
RBI	35	10th

Colin Curtis:

Hits	56	10th
Walks	24	10th
Stolen Bases	13	5th

Tuffy Gosewisch:

RBI	48	2nd
Hit-by-Pitch	9	7th
Sac Flies	5	2nd

Erik Averill:

ERA	2.87	7th
Wins	7	1st
Innings	78.1	2nd
Strikeouts	65	7th
Strikeouts Looking	20	8th
Games Started	12	1st

Jason Urquidez:

Strikeouts	64	8th
Innings	70.1	9th
Pickoffs	2	2nd
Appearances	18	10th

Tony Barnette:

Appearances	23	1st
-------------	----	-----

Brett Bordes:

Appearances	21	4th
-------------	----	-----

Dhaenens Turns Season Upside Down:

Sophomore second baseman Seth Dhaenens started the season on a 1-for-14 (.071) skid, including a streak of 13 straight at-bats without a hit. Dhaenens didn't give up and has turned his season upside down by hitting .463 (31-for-67) with 20 runs, three doubles, two home runs and 21 RBI over his last 21 games. During that stretch he has raised his season batting average 324 points from .071 to .395. Overall, Dhaenens leads the team hitting .394 (32-for-81) with 20 runs and 21 RBI. He is coming off a solid weekend against UCLA in which he went 6-for-11 (.545) and has a current 12-game hitting streak in which he is hitting .524 (22-for-42). The Professor (as known by his teammates) also ranks fifth in the league by hitting .455 (20-for-44) in Pac-10 play.

From Batboy To Center Field:

Freshman outfielder J.J. Sferra is no stranger to the batters box at Packard Stadium, only in 2005 he will be hitting there, instead of picking up bats. The son of 10th-year assistant coach Jay Sferra, the younger Sferra spent several seasons in the late 90's as ASU's batboy, including duties at the 1998 College World Series. After a stellar prep career at Mountain Pointe High School, Sferra has become a mainstay in center field for the Sun Devils. He entered the season listed at the No. 33 top incoming freshman in the nation by Baseball America. After his first 20 starts of the season Sferra was hitting just .263 and was benched for a few games. Sferra has responded by going 21-for-47 (.447) since returning to the starting lineup 13 games ago and ranks seventh in the conference hitting .432 (16-for-37) in Pac-10 play. Leading the team with 11 bunt base hits, Sferra is coming off a solid weekend in which he went 9-for-14 (.600) vs. UCLA.

Stockfisch Almost Perfect:

Freshman reserve catcher Austin Stockfisch hasn't seen a lot of action behind senior starter Tuffy Gosewisch, but he has made the most of his opportunities. The Desert Mountain product is hitting .875 (7-for-8) and has recorded a hit in seven consecutive at-bats. The seven straight hits are tied for eighth in the ASU record books, last achieved by current Oakland A's prospect Andre Ethier in 2003. The school record for consecutive hits is nine set by Mike Pagel in 1982 and Hubie Brooks in 1978. Stockfisch's seven consecutive hits have come over the last month, starting with his first career hit against Western Illinois (3/12).

ASU in the Pac-10:

The Sun Devils are in their 27th season in the Conference of Champions and have won three of their four league series this season. The series victory over USC snapped a streak of having lost the last two Pac-10 season opening series. ASU owns an all-time 436-317 (.579) record in Pac-10 play and has won six conference championships (last in 2000). Since the Pac-10 North and Pac-10 South joined in 1999, ASU is 96-60 (.615) in league play and 280-124-1 overall. In 11 seasons under head coach Pat Murphy the Sun Devils own an all-time 157-118 (.571) record in Pac-10 play.

Bresnehan Named Pac-10 Pitcher of the Week:

Arizona State University sophomore right-handed pitcher Pat Bresnehan was named Pac-10 Baseball Pitcher of the Week for the week of March 22-28. Bresnehan threw a complete-game four-hitter to help lead the Sun Devils to a 17-1 victory over USC on Mar. 25. A day after six ASU pitchers combined for nine walks and three hit batters, Bresnehan got ASU back on the winning track and helped save the bullpen with his first career complete game. He did not allow an earned run and scattered four singles to pick up his second victory of the season. For the season, Bresnehan is 3-3 and is fourth on the team with a 4.91 ERA. The Pitcher of the Week honor is the first for Bresnehan and the 46th selection all-time for Arizona State. Current senior RHP Jason Urquidez also earned Pac-10 Pitcher of the Week honors last season.

Complete Games:

The Sun Devil pitching staff has registered four complete games this year with three coming from junior LHP Erik Averill and the most recent by sophomore RHP Pat Bresnehan. The four complete games are already more than the entire season totals from 2004 (2), 2003 (1), 2001 (1), 2000 (2) and 1996 (3).

Persichina Moves to Shortstop:

Sophomore Joe Persichina has started at shortstop in seven of the last nine games in replace of freshman prospect Andrew Romine. Persichina, who was a standout shortstop during his prep career at Peninsula High School in Rolling Hills Estates, Calif., has responded by handling all of his 36 fielding chances flawlessly. Persichina is hitting .223 (21-for-94) with four doubles, two triples, one home run and 13 RBI this season. Before the series vs. Cal, Persichina had made his previous 59 career starts at second base (17) and first base (42). Romine started the first 34 games of the season and is hitting .267 (31-for-116) with 23 runs scored and 16 RBI. He returned to the starting lineup in the first two games vs. UCLA and responded by going 2-for-6 (.333).

Buck and Larish Rated Among Top 50 College Prospects:

Junior 3B/OF Travis Buck and Senior 1B/OF Jeff Larish were both rated in the top 50 in Baseball America's annual midseason report rating the top college prospects for the upcoming MLB June Amateur Draft. Buck was ranked No. 17 and the No. 2 outfielder behind Winthrop's Daniel Carte. Larish was ranked No. 40 and is the top listed senior position player. Nebraska third baseman Alex Gordon, a teammate of Buck's on the 2004 USA Baseball National Team, was selected as the top college prospect.

Triple Your Pleasure:

After 43 games the Sun Devils have 15 triples to rank second in the Pac-10 and have already surpassed the entire season total of seven from last season. Travis Buck ranks third in the league with three triples, while Rocky Laguna, Andrew Romine, Joe Persichina and Tuffy Gosewisch each have a pair of triples to rank tied for ninth. In 59 games last season, ASU had only seven triples, ranking 245th out of 285 teams in the NCAA.



Sun Devil Baseball 2005

The Sparkplug From Yuma:

Redshirt freshman Rocky Laguna has been a sparkplug for the Sun Devils while batting leadoff in 11 of the last 13 games. The Yuma native (Kofa HS) has recorded a hit in 10 of his last 13 games and two or more hits in seven of his last 11. During his recent nine-game streak Laguna hit .444 (16-for-36) with 9 runs, five doubles and 11 RBI. Overall, Laguna is sixth on the team hitting .324 (33-for-102) with 10 doubles, two triples, one home run and 24 RBI. He is also 9-for-10 stealing bases and has a .435 on-base percentage. ASU is 14-2 this season when Laguna bats leadoff.

A Tough Slate For The Sun Devils:

After having the top-rated non-conference schedule in the nation last season, the Sun Devil baseball program has set another challenging slate for the 2005 season. ASU has played 22 of its first 43 games against teams that have been ranked in the national polls at some point this season. Here is a look at the games ASU has played against ranked opponents this season and their current records (thru 4/25):

Team	Games	Ranking vs. ASU	Current Ranking	Highest Ranking	Current Record
Tulane	3	#1 (BA)	#1 (CB)	#1 (BA/CB)	35-7
North Carolina	1	#4 (CB)	#7 (SW)	#4 (CB)	33-8-1
LSU	2	#5 (CB/BA/SW)	#9 (SW)	#2 (BA)	29-13
Arizona	2	#9 (SW)/#7 (SW)	#6 (BA)	#9 (BA)	27-14
Baylor	3	#8 (BA)	#10 (NCBWA)	#8 (BA)	27-16
Long Beach State	3	#14 (CB)	#11 (CB)	#9 (CB)	29-14
Oregon State	1	NR	#6 (BA)	#6 (BA)	30-7
USC	3	#21 (BA)	#20 (CB)	#21 (BA)	26-12
East Carolina	1	NR	NR	#25 (BA)	23-16

Hitting Streaks:

Nine Sun Devils currently have hitting streaks of two or more games heading into the weekend series against Oregon State. Sophomore second baseman Seth Dhaenens is riding a career-high 12-game streak and is hitting .524 (22-for-42) with 12 runs and 11 RBI during the streak. Freshman reserve catcher Austin Stockfisch has a current five-game streak and has hits in seven consecutive at-bats. Sophomore Colin Curtis and freshman Rocky Laguna also had nine-game streaks earlier this season. Here is a look at ASU players with current hitting streaks:

Player	Current Streak	Statistics During Streak
Seth Dhaenens	12 games	.524, 22-for-42, 12 R, 1 2B, 1 HR, 11 RBI
Travis Buck	7 games	.581, 18-for-31, 9 R, 3 2B, HR, 10 RBI
Joey Hooft	7 games	.333, 9-for-27, 6 R, 2B, 7 RBI
Tuffy Gosewisch	6 games	.348, 8-for-23, 7 R, 2 2B, HR, 6 RBI
Austin Stockfisch	5 games	1.000, 7-for-7, 2 R, 2 RBI
Jeff Larish	4 games	.333, 5-for-15, 6 R, 2 2B, HR, 5 RBI
J.J. Sferra	3 games	.600, 9-for-15, 4 R, 2B, 4 RBI
Zechry Zimicola	2 games	.444, 4-for-9, 4 R, 2B, 2 RBI
Willy Fox	2 games	.600, 3-for-5, R, 3 RBI

Welcome To the Show:

A total of 16 players have made their ASU debuts in the first 43 games of the season. Four newcomers were in the starting lineup on opening night against Long Beach State, including Joey Hooft (DH), Andrew Romine (SS), J.J. Sferra (CF) and Vinny Biancamano (2B). Freshman LHP Josh Satow made his debut in the Maroon and Gold against Western Illinois, becoming the 10th true freshman have made it into a game this season. ASU has now started six true freshman and two redshirt freshman position players this season. The Sun Devil roster consists of 18 of 30 active players that have never seen action before this season.

Devils Facing Big League Arms:

The Sun Devils will face their 10th preseason All-American pitcher this weekend when they square off against Oregon State's Dallas Buck Friday night. In addition to Buck, who is listed by Baseball America as the No. 4 sophomore prospect in the nation and was a selected as the midseason National Pitcher of the Year, the Sun Devils have already faced Ian Kennedy (USC), Cesar Ramos (Long Beach State), Brian Bogusevic (Tulane), Micah Owings (Tulane), Neil Jamison (Long Beach State), P.J. Walters (South Alabama), Mark McCormick (Baylor), Mark Romanczuk (Stanford) and Andrew Miller (North Carolina). ASU also beat a pair of second-round (Trey Taylor) and third-round (Cory VanAllen) draft picks during the Baylor series.

Big League Devils:

Six Sun Devils, with two more on the disabled list, are on major league rosters after the first week of the 2005 season. Former Sun Devil outfielder Chris Duffy made his MLB debut with the Pittsburgh Pirates, becoming the 81st Sun Devil to play in the major leagues. Willie Bloomquist (Seattle Mariners), Paul Lo Duca (Florida Marlins) and Jacob Cruz (Cincinnati Reds) have also played this season, while seven-time National League MVP Barry Bonds (San Francisco Giants) and Fernando Vina (Detroit Tigers) are both on the disabled list. In addition, two former Sun Devils, Don Wakamatsu (Texas Rangers) and Jeff Pentland (Kansas City Royals), are coaches in the big leagues. Several recent Devils are also climbing within the minor league ranks, including Dustin Pedroia (AA, Portland Sea Dogs), Andre Ethier (AA, Midland Rock Hounds), Brooks Conrad (AAA, Round Rock Express) and Mike Esposito (AAA, Colorado Sky Sox).

The Luck of the White Shoes:

The Sun Devils have found a small secret to success this season by going 15-5 when wearing white spikes this season. ASU is also 11-1 when wearing their home white "Devils" jersey. ASU is also 12-4 when wearing their home "Old School" jersey and 13-10 when wearing their black spikes. ASU debuted its road version of the "Old School" jersey and have gone 3-3 in six Pac-10 games at USC (2-1) and California (1-2).

All-Time NCAA Victories

School	Record
1. Fordham (146)	3,199-1,606-42
2. Texas (108)	2,915-1,009-30
3. USC (110)	2,496-1,279-28
4. Michigan (137)	2,410-1,358-37
5. Stanford (111)	2,403-1,498-32
6. Arizona State (93)	2,358-1,154-6
7. WSU (109)	2,330-1,3720-17
8. Arizona (100)	2,309-1,206-22
9. Clemson (107)	2,267-1,260-29
10. Harvard (136)	2,254-1,422-32
11. Florida St. (57)	2,235-823-9
12. N. Carolina (114)	2,194-1,298-36
13. Illinois (125)	2,187-1,327-34
14. Minnesota (113)	2,179-1,277-26
15. California (123)	2,170-1,597-13
16. Miss. St. (114)	2,140-1,204-28
17. Texas A&M (102)	2,136-1,207-34
18. Alabama (111)	2,130-1,214-23
19. Yale (139)	2,115-1,833-42
20. Ohio State (121)	2,112-1,362-41

* Prior to start of 2005 Baseball Season.*

Winningest Teams of the Decade (2000-04)

School	Record	Pct.
1. Southern	188-59	.761
2. Notre Dame	241-79-1	.752
3. Oral Roberts	236-78	.752
4. South Carolina	260-87	.749
5. Rice	246-83	.748
6. Stanford	245-83	.747
7. Florida State	259-88-1	.746
8. Texas	247-97	.718
9. Georgia Tech	231-91	.717
10. Miami (Fla.)	223-90-2	.711
11. East Carolina	219-89-2	.710
12. Nebraska	231-95	.709
13. Arizona State	213-88-1	.707
14. Florida Atlantic	219-97	.693
15. LSU	231-102-2	.693
16. CS Fullerton	220-99	.690
17. Wichita State	231-105	.688
18. UCF	213-98	.685
19. Clemson	224-105	.681
20. Tulane	216-101-1	.681

* Prior to start of 2005 Baseball Season.*

ALL-TOURNAMENT

Bob Schaefer Memorial Tournament:

J.J. Sferra
Erik Averill
Tuffy Gosewisch
Colin Curtis
Andrew Romine

Coca-Cola Spring Training Classic:

Erik Averill
Jeff Larish
Joey Hooft
Joe Persichina

Kings of the Draft:

Over the last 11 years, ASU leads all colleges with 87 draft picks. In addition, ASU has had 332 all-time draft picks, including 21 first-rounders. Here is a look at the top colleges for producing players for the annual MLB June Amateur Draft over the last 11 years (1994-2004):

Arizona State	87
Miami (Fla.)	80
Cal State Fullerton	78
Stanford	74
Long Beach State	73
Rice	67
LSU	67
Texas A&M	67
USC	65
Wichita State	64



Sun Devil Baseball 2005

Media Information:

Baseball Contact: Jeff Evans
SID Phone: (480) 965-6592
Evans Cell: (480) 734-7791
Evans' Direct Line: (480) 965-6594
SID Fax: (480) 965-5408
Press Box: (480) 727-7253
Evans' E-Mail: jeff.evans@asu.edu
Website: www.TheSunDevils.com
Mailing Address:
 Carson Center Room 131
 Media Relations
 Arizona State University
 Tempe, AZ 85287-2505

Interviews:

All interviews with players and the coaching staff need to be cleared through the ASU media relations office and Jeff Evans. If you wish to talk to any Sun Devil player or head coach Pat Murphy, please contact Evans via the above information.

Media Guides:

Media guides will be available to working press only and can be purchased by fans at home games at Packard Stadium for \$8. Press guides will not be distributed to fans from the press box or the media relations office. The 2005 ASU Baseball Media Guide is also available on the world wide web at thesundevils.com in .pdf format.

Game Notes and Statistics:

Game notes and statistics will be distributed to all working media and scouts on game days at Packard Stadium. Copies will also be made available in the press box. The statistics are for working press, scouts and coaches only. A complete statistical book containing box score, play-by-play and game notes will also be available in the press box for working media following each home game. All information will be made available to fans and ASU supporters through the school's official athletic website, www.thesundevils.com.

Live Stats/GameTracker:

While only certain games can be accessed by radio either through the internet or in the greater Phoenix area, every home game and selected road games can be tracked through live statistical updates on ASU's official website, www.TheSunDevils.com.



Team Speed:

The Sun Devils lead the Pac-10 with 84 stolen bases and are 84-for-112 (75%) on the season and are also 22-for-29 (76%) in Pac-10 play. Junior Travis Buck is tied for third in the Pac-10 with 15 stolen bases and sophomore Colin Curtis ranks fifth with 13. Redshirt freshman Rocky Laguna tied the ASU single-game record with four stolen bases against New Mexico State (2/7) and added three more against Wright State (4/1). A total of 13 different Sun Devils have recorded a stolen base and 11 players have two or more steals. Senior Jeff Larish had a successful straight steal of home in the series finale vs. Stanford (4/17), marking the first steal of home since Colin Curtis swiped home plate in 2004 vs. Lamar. The Sun Devils also entered the record books with eight stolen bases against UCLA (4/24), tying for fourth in single-game history. ASU had only 56 total stolen bases in 59 games last season.

Most Stolen Bases:

10	Southern Utah (Feb. 1, 2001)
9	Grand Canyon (Apr. 27, 1982)
9	Arizona (Feb. 28, 1999)
8	UCLA (Apr. 24, 2005)
8	Southern Utah (Feb. 8, 1995)
8	St. Francis (Feb. 23, 1995)
7	8 times, last vs. St. John's (Mar. 9, 2002)

Dominating the Arizona Baseball Rivalry:

Arizona and Arizona State are the only two Division I baseball programs in the state of Arizona and have met 409 times since 1907. While Arizona leads the overall rivalry 222-188, ASU leads the series 165-105 since the school officially adopted the program as a varsity sport in 1959. Additionally, ASU has dominated the rivalry in recent years, winning 16 of the last 22 (16-6) games since 2000. The Sun Devils won four of the five meetings in 2004 and seven of the last 10 overall. Since head coach Pat Murphy took over the program in 1995, ASU is 34-18 (.654) and has never lost a season series to the Wildcats. ASU is 0-2 against Arizona in a pair of non-conference games this season and is schedule to face the Wildcats again in a three-game Pac-10 series May 14-16 in Tempe.

Climbing RPI:

Winners of 12 of its last 14 games, including consecutive series sweeps over Stanford and UCLA, ASU's projected RPI on BoydsWorld.com has jumped 26 spots from No. 36 all the way to its current mark of No. 10 in the last month. Helped in part by what is widely considered the toughest non-conference schedule in the nation, ASU has played over half of its games (22 of 43) against teams that have been ranked in the national polls at some point this season. ASU also has the No. 7 ISR and No. 5 SoS (strength of schedule). Here is a look at this week's RPI top 20 as available on BoydsWorld.com (as of April 24):

1. Texas648	11. North Carolina612
2. Tulane648	12. Vanderbilt610
3. Miami (Fla.)633	13. UL Lafayette610
4. Florida633	14. Clemson609
5. Georgia Tech625	15. North Carolina State608
6. Baylor625	16. Auburn608
7. Ole Miss614	17. Cal State Fullerton607
8. Oregon State614	18. South Carolina606
9. LSU613	19. Arkansas604
10. Arizona State613	20. USC602

Just a Walk in the Park For Larish:

Senior 1B Jeff Larish leads the Pac-10 with 37 walks, including 25 walks in the last 20 games (8 IBB). He also ranks second in ASU history with 179 career walks (see list on page 4) and has recorded at least one walk in 123 of 199 career games. His 78 walks in 2003 are second most in ASU single-season history and he is only the second player in school history to join the 70/70 (RBI/BB) club in a season. Former major leaguer Alvin Davis recorded 87 walks and 91 RBI in 1982 and holds the school record with 207 career walks. Additionally, the third-team preseason All-American (*Collegiate Baseball/Baseball America*) has recorded 44 career multi-walk games, 77 multi-hit games, 57 multi-RBI contests and 101 career extra base hits for a .586 slugging percentage. He has recorded a hit in 77% of his games played (154 of 199) and has five career multi-home run games (three this season). Larish jumped into the national spotlight during his sophomore season (2003) in which he was named a first-team All-American after hitting .372 (87-for-234) with 80 runs, 18 doubles, 18 home runs, 95 RBI and 78 walks. Larish was also a first-team Summer All-American in 2003 after leading the USA Baseball National Team to a silver medal in the Pan Am Games in Santo Domingo, Dominican Republic and led Team USA with 23 RBI and eight home runs.

Team USA Connections:

Junior right fielder Travis Buck faced a trio of his Team USA teammates in the series sweep of Stanford. Cardinal infielders Jed Lowrie and John Mayberry Jr., along with LHP Mark Romanczuk teamed with Buck on the Gold Medal winning USA Baseball National Team. Buck was named a first-team Summer All-American by *Baseball America* after hitting .412 (28-for-68) with six multi-hit games, two home runs and 14 RBI. He was a big part of Team USA's impressive end-of-the-summer run that saw the Red, White and Blue win the gold medal at the FISU World University Baseball Championship in Tainan, Taiwan. Buck became the seventh Sun Devil since 1998 to play on the USA Baseball National Team. Of the 22 players on the 2004 National Team, Buck will play against nine of his summer teammates (Troy Tulowitzki, Jed Lowrie, John Mayberry Jr., Trevor Crowe, Mark Romanczuk, Ian Kennedy, Jeff Clement, Daniel Bard, Cesar Ramos). Oregon State outfielder Jacoby Ellsbury was part of the 2004 USA Baseball National Team Trials in Durham, N.C.



Sun Devil Baseball 2005

Quick Hits... Part 2:

... ASU had 19 of 30 active players named Maroon and Gold Scholars for earning a semester or cumulative GPA of 3.0 or higher for the fall semester.

... The Sun Devils recently went 5-1 against the Orange Bowl football teams, USC (2-1) and Oklahoma (3-0).

... ASU is 13-3 when scoring in the first inning and has out-scored its opponent 88-37 in the first two innings.

... ASU is also 22-6 when scoring before their opponent.

... ASU is 6-1 when hitting two or more home runs and 21-2 when out-hitting its opponent.

... The Devils have scored 160 of their 342 runs (47%) with two outs and have 140 two-out RBI.

... J.J. Sferra has laid down 23 bunts with 11 hits and four sacrifice bunts. Travis Buck also has four bunt hits.

... ASU has recorded 85 innings with two or more runs and 23 innings with four or more runs.

... The defense has turned 44 double plays, with 13 6-4-3 double plays (10 inning ending).

... Head Coach Pat Murphy recorded his 800th career win against UCLA (4/22).

... The Sun Devils have recorded back-to-back 10-win months (20-5 combined between Mar./Apr., marking the fifth time since 1995 that has happened).

Zinicola Moves Into Record Books For Career Saves:

Despite making nearly half of his pitching appearances as a starter this season (7 of 17), sophomore RHP Zechry Zinicola was named to the preseason NCBWA Stopper of the Year Watch List. Zinicola has returned to the closer role and has recorded a pair of saves this season. Zinicola now has 10 in his career to move into a tie for eighth place in the ASU record books with former All-Pac-10 closer Eric Doble (1999-2001). Zinicola tied the ASU freshman record with eight saves last season and owns a career 6-2 record with a 4.02 ERA in 31 career relief appearances. Here is a look at ASU's career saves leaders:

ASU Career Saves Leaders:

1. Doug Nurnberg (1965-67)	25
2. Kevin Dukes (1978-81)	20
3. Noah Peery (1993-94)	17
Ryan Schroyer (2001-03)	17
5. Ryan Bradley (1995-97)	16
6. Dave Graybill (1982-84)	13
7. Mitch Dean (1976-80)	11
8. Zechry Zinicola (2004-P)	10
Eric Doble (1999-2001)	10

A Classy Gesture:

Prior to ASU's game against East Carolina (3/5), every player and coach of the Sun Devil baseball team made its way from the playing field to the press box to pay honor to former ECU coach Keith LeClair. The team came up to LeClair's special area in the press box to speak to the former ECU coach who is battling Lou Gehrig's Disease. They presented LeClair and his family an Arizona State jersey signed by every member of the program and expressed their gratitude for being one of the first teams to play at the new stadium named in his honor (Clark-LeClair Stadium).

Curtis Coming of Age:

Sophomore center fielder Colin Curtis is fourth on the team batting .327 (56-for-171) and has recorded at least one hit in 32 of 43 games. Curtis is also among the Pac-10 leaders with 40 RBI, 24 walks and 13 stolen bases. In addition, Curtis has recorded 18 multi-hit games and has 10 games with two or more RBI. He set a career-high with four hits in ASU's 7-6 loss in 14 innings to Arizona (2/15) and also came up with the game-winning single with two outs in the bottom of the ninth inning in a 11-10 win over New Mexico State (2/7). He was named honorable mention All-Pac-10 last season after hitting .300 (57-for-190) with five home runs, 36 RBI and 12 stolen bases.

Year	Avg	GP-GS	AB	R	H	2B	3B	HR	RBI	SO	SB-ATT
2004....	.300	57-57	190	37	57	11	0	5	36	38	12-14
2005....	.327	43-43	171	36	56	9	1	1	30	27	13-15
TOTAL...	.313	100-100	361	73	113	20	1	6	66	64	25-29

It's All About Family For Romine, Gosewisch, Bordes and Sferra:

Father/son combinations and brothers have played a unique part of the storied history of Arizona State Baseball. In all, four father/son combinations have played at Arizona State including current freshman shortstop Andrew Romine and his father, Kevin. Kevin Romine played at ASU from 1981-82 and later went on to play seven years with the Boston Red Sox. He holds the ASU career batting average record hitting .408 (223-for-547) and helped lead ASU to the 1981 National Championship. Assistant coach Jay J. Sferra will also get the chance to coach his son, freshman outfielder J.J. Sferra. Father Eddie Bane (1971-73) and son Jaymie Bane (1997), Casey Myers (1998-2001) and his father Clint Myers (1971-73) and Brian Berger (2000) and his father Bill Berger (1970-73) round out the four father/son combos to don the Sun Devil uniform. Nine sets of brothers have graced the ASU rosters through the years, including senior catcher Tuffy Gosewisch and his brother Chip (1996-99) and junior pitcher Brett Bordes and his freshman brother Greg. The other brother combinations include Chris (1975-78) and Sal (1964-65) Bando, Kevin (1978-81) and Pat (1980-82) Dukes, Byron (1979), Dale (1976-79) and Larry (1976-78) Eiler, Greg (1968) and Skip (1964) Hancock, Darrell (1974-77) and Dwayne (1979) Jackson, Jeff (1994) and Mike (1993) Rensmeyer, and John (1971-73) and Tom (1973-75) Sain. Of the nine sets of brothers, four sets played at least one year together at Arizona State.

A Record Breaking Ninth Inning:

The Sun Devils set or tied three school records during the amazing 15-run ninth inning in the 30-13 win over Western Illinois. ASU set a record by recording 16 hits in the inning and sent 21 batters to the plate in the frame. The 15 runs tied a school record, last achieved against Stanford in 1980, and the 16 hits bettered the old record of 12 set against California in 1997. ASU also tied a school record by recording eight consecutive hits in the inning. Travis Buck (single), Colin Curtis (double), Austin Stockfisch (single), Jeff Larish (home run), Willy Fox (double), Joe Persichina (double), Seth Dhaenens (home run) and Greg Bordes (double) to put their names aside a piece of Sun Devil Baseball history. Fox alone went 3-for-3 in the inning falling just a triple short of hitting for the cycle.

Roster Breakdown

2	J.J. Sferra, OF
3	Jeff Landry, UTL
4	Travis Buck, OF/3B
5	Joey Hooft, 3B
6	Seth Dhaenens, UTL
7	Vinny Biancamano, 2B
9	Colin Curtis, OF
10	Tim Esmay, Asst. Coach (3B)
11	Jeff Larish, 1B/OF
12	Andrew Romine, SS
13	Austin Stockfisch, C
14	Rocky Laguna, OF
15	Joe Persichina, 2B
16	Greg Bordes, UTL
17	Seth Garrison, RHP
18	Willy Fox, 1B
19	Joel Bocchi, C
21	Quentin Andes, RHP
25	Eric Williams, OF
28	Eric Sogard, 3B
30	Drew Bowman, LHP
31	Kevin Dryanski, RHP
34	Jason Urquidez, RHP
36	DJ Butler, OF
37	Zechry Zinicola, RHP/DH
38	Jack Krawczyk, Asst. Coach
39	Tuffy Gosewisch, C
40	Pat Bresnehan, RHP
41	Josh Satow, LHP
42	Pat Murphy, Head Coach
45	Erik Averill, LHP
47	Ty Marotz, RHP
49	Brett Bordes, LHP
50	Tony Barnett, RHP
62	Jay J. Sferra, Asst. Coach (1B)

By Position

Catchers	3
Pitchers	12
Infielders	13
Outfielders	7

*players with multi-positions included

By Class

Seniors	6
Juniors	5
Sophomores	6
Freshmen	14

By State

Arizona	14
California	7
Washington	3
New York	1
Illinois	1
New Mexico	1
Nevada	1
Massachusetts	1
Colorado	1
Texas	1

Batting

Righties	14
Lefties	12
Switch	5

Pitching

Righties	8
Lefties	4



Sun Devil Baseball 2005

Drafted Devils

Urquidez	2004	Reds (11th)
Larish	2004	Dodgers (13th)
Bowman	2004	Brewers (21st)
Biancamano	2004	Royals (35th)
Romine	2004	Phillies (36th)
Andes	2003	Twins (34th)
Bresnehan	2003	Royals (23rd)
Zinicola	2003	Braves (43rd)
Curtis	2003	Reds (50th)
Buck	2002	Mariners (23rd)
Dhaenens	2002	Red Sox (50th)
Urquidez	2002	Devil Rays (48th)
Larish	2001	Cubs (32nd)

The .400 Club

Player	Avg.	Year
Paul Lo Duca	.446	1993
Mark Ermer	.439	1999
Roger Schmuck	.434	1971
Hubie Brooks	.432	1978
Mike Sodders	.424	1981
Dan McKinley	.423	1997
Chris Bando	.415	1978
Willie Bloomquist	.414	1998
Casey Myers	.412	2000
Bob Horner	.412	1978
Kevin Romine	.410	1981
Kevin Romine	.406	1982
Ken Landreaux	.406	1976
Oddibe McDowell	.405	1984
Dustin Pedroia	.404	2003
Andrew Beinbrink	.402	1999

ASU Pac-10 POW

Year:	Players	Pitchers
2005	2	1
2004	3	1
2003	5	2
2002	3	2
2001	1	1
2000	4	3
1999	2	2
1998	4	3
1997	4	1
1996	4	0
1995	2	3
Last 10:	33	19
1994	4	3
1993	5	2
1992	2	1
1991	1	3
1990	4	7
1989	5	5
1988	2	2
1987	4	4
1986	1	—
1985	3	—
1984	5	—
1983	1	—
1982	1	—
1981	4	—
Total:	76	46

ASU and Team USA

Top College Programs for Team USA:

1.	Stanford	76
2.	USC	42
3.	Georgia Tech	41
	Cal State Fullerton	41
	Miami (Fla.)	41
6.	Florida State	34
7.	Clemson	31
8.	Arizona State	30
9.	Wichita State	29
10.	Texas	26
	Texas A&M	26

*number reflects an addition of (A) total # of USA National Team players produced from 1984-2004, (B) total # of participations by those players and (C) total # of years (out of 21) the program has produced at least one USA National Team player. ASU has had a player on Team USA in nine of the 21 years, including at least one player in six of the last seven years.

NCAA Record Consecutive Games Scoring Streak Ends at 506:

The Sun Devils had a piece of history come to an end when their NCAA record 506 consecutive games scoring streak came to an end Feb. 15, 2004 against Oklahoma. The Sooners ended a streak that began April 8, 1995, a day after the USC Trojans shut out the Sun Devils during Pat Murphy's first year at ASU. "The Streak" saw the Devils go 338-167-1 during the 506-game stretch, scoring 4,755 runs (9.40 per game average) from 1995-2004. The Devils made history on April 7, 2001 when they scored at least one run in their 350th consecutive game, breaking the 12-year-old NCAA record exactly six years to the day when they were last shut out. ASU was shut out 9-0 in that game on April 7, 1995 at Dedeaux Field by left-hander Randy Flores. Coastal Carolina previously held the NCAA record at 349 games set from 1983-1989. ASU also had a stretch of 278 games without being shut out from 1990 to 1994, meaning the program has only been shutout in four games dating back to the 1990 season. Notable pitchers the Devils have faced during the streak include Mark Prior (USC), Jeremy Guthrie (Stanford), Barry Zito (USC), Kirk Saarloos (CS Fullerton), Jason Young (Stanford), Ben Diggins (Arizona), Adam Johnson (CS Fullerton), Ryan Drese (Cal), Jeff Weaver (Fresno State), Chad Hutchinson (Stanford), Abe Alvarez and Adam Pettyjohn (Fresno State).

NCAA Record Consecutive Game Scoring Streaks:

Arizona State	506	April 8, 1995 - Feb. 14, 2004
Coastal Carolina	349	April 16, 1983 - April 10, 1989
Wichita State	332	March 13, 1996 - Feb. 23, 2001
Nebraska	331	May 3, 1998 - June 1, 2003
Florida State	326	April 29, 1984 - Feb. 25, 1989

ASU And Team USA Connections:

Arizona State baseball has had a long-standing tradition of sending players to play for the USA Baseball National team during the summers. In a recent poll distributed by USA Baseball, ASU ranked No. 8 as a supplier to the National Team. With the selection of Travis Buck to the 2004 USA Baseball National Team, ASU has now had 10 players and 11 total selections don the Red, White and Blue for Team USA since 1984. ASU has also had at least one player on Team USA in six of the last seven years. Buck helped Team USA win the Gold Medal in the FISU World University Baseball Championships last summer in Tainan, Taiwan. Larish was a member of the 2003 squad that finished the summer with a 27-2 record and won a silver medal in the Pan Am Games.

ASU Players on Team USA:

Oddibe McDowell	1984
Jim Austin	1990
Kaipo Spenser	1995
Willie Bloomquist	1998
Jon Switzer	2000
Casey Myers	2000
Mike Esposito	2001
Dustin Pedroia	2002, 2003
Jeff Larish	2003
Travis Buck	2004

Sun Devil Baseball NCAA Tournament History:

NCAA Appearances	28	Record in District 7	12-1
All-Time NCAA Record	129-55	CWS Appearances	18
Regional Appearances	20	CWS Titles	5
Regional Titles	13	CWS Runners-up	5
Record in Regionals	59-20	CWS Third-Place Finishes	4
Super Regional Record	1-2	Record at CWS	55-30 (.647)
District 7 Appearances	6		

NCAA Tournament Breakdown

NCAA Titles By School

1. USC	12
2. Arizona State	5
Texas	5
LSU	5
5. Miami (Fla.)	4
CS Fullerton	4

College World Series Wins

1. USC	74
2. Texas	73
3. Arizona State	55
4. Miami	45
5. Oklahoma State	38
Stanford	38

NCAA Tournament Wins

1. Texas	193
2. USC	170
3. Miami	153
4. Florida State	145
5. Arizona State	129

CWS Appearances

1. Texas	31
2. USC	21
Miami	21
4. Oklahoma State	19
5. Arizona State	18
Florida State	18

Years in NCAA Tournament

1. Texas	48
2. Florida State	42
3. USC	35
4. Oklahoma State	33
Miami (Fla.)	33
9. Arizona State	28





#45 • Erik Averill

LHP • 6-2 • 200 • Junior - 2V • Orange, Calif. (Villa Park HS)

2005 All-America Candidate • Clemens Award Watch List

CAREER HIGHLIGHTS: Is 19-8 with two saves and a 3.89 ERA (240.2 IP, 104 ER) in 60 career pitching appearances (31 starts)... opponents are hitting .267 against him with 17 home runs... has lasted five or more innings in 21 of his 31 starts... is 4-3 with a 5.24 ERA in 23 career appearances (10 starts) in Pac-10 play... has made two pitching appearances vs. Oregon State, going 1-0 with one save and a 0.00 ERA in 3.1 innings... earned freshman All-America honors in 2003 after going 8-2 with a 3.66 ERA... tied for seventh in the ASU freshman record books with eight wins, ninth in ERA (3.66) and seventh in strikeouts (61).

2005 HIGHLIGHTS: Will be making his 13th start of the season this weekend against Oregon State... missed much of the week of practice with the stomach flu... leads the ASU pitching staff going 7-2 with a 2.87 ERA and has recorded 65 strikeouts and only 14 walks in 78.1 IP this season... averaging 7.47 strikeouts and 1.61 walks per nine innings pitched... listed among the Pac-10 leaders in several pitching categories, including tied for first in wins (7), seventh in ERA (2.87), second in innings (78.1) and seventh in strikeouts (65)... has won five straight decisions, with his last win coming against nationally ranked Stanford (4/15) giving up five hits and two runs in eight innings... struck out seven and allowed only one unearned run in his third complete game of the year vs. Oklahoma (3/19)... has lasted five or more innings in 11 straight starts... opposing hitters are batting only .257 against him this season, including .000 (0-for-4) with the bases loaded and .211 (15-for-71) with runners in scoring position... earned Pro-Line/NCBWA and Collegiate Baseball National Pitcher of the Week honors after striking out career-high 14 batters in complete-game shutout over New Mexico State (2/4)... His 14 strikeouts were also the most by a Sun Devil since Mike Esposito had 17 against Washington in 2002... also threw a complete game South Alabama (2/12), giving up only one earned run and five hits... the back-to-back complete games marks a first for the Sun Devils since 2002 (Robbie McClellan).

AVERILL'S 2005 PITCHING LOG

Date	Opponent	Score	Dec.	IP	H	R	ER	BB	SO	HR	When he left	Pitches/Strikes
Jan. 28	Long Beach State (S)	L, 3-7	L	4.0	9	4	3	0	6	0	Trailing 4-2	74/55
Feb. 4	New Mexico State (S)	W, 12-0	W	9.0	7	0	0	0	14	0	Complete game	119/81
Feb. 12	vs. South Alabama (S)	W, 7-2	W	9.0	5	2	1	1	8	0	Complete game	130/91
Feb. 19	at Tulane (S)	L, 2-7	L	5.0	8	5	5	1	1	0	Tied 2-2	75/48
Feb. 27	Baylor (S)	L, 7-8 (10)	ND	5.0	6	4	4	1	4	1	Leading 5-4	95/60
Mar. 5	at East Carolina (S)	W, 10-3	W	6.1	6	3	2	4	3	1	Leading 10-3	102/59
Mar. 12	vs. Western Illinois (S)	W, 19-1	W	5.0	7	1	1	1	4	0	Leading 11-1	63/44
Mar. 19	Oklahoma (S)	W, 5-1	W	9.0	5	1	0	2	7	0	Complete game	119/86
Mar. 24	at USC (R)	L, 8-9	ND	2.0	2	4	4	2	0	0	Leading 4-2	36/30
Apr. 1	Wright State (S)	W, 13-1	W	5.0	5	0	0	0	5	0	Leading 10-0	82/54
Apr. 10	at California (S)	L, 4-3	ND	5.2	6	2	2	0	4	1	Leading, 3-2	71/50
Apr. 15	Stanford (S)	W, 9-2	W	8.0	5	2	2	1	5	1	Leading, 9-2	114/78
Apr. 17	Stanford (R)	W, 10-9	ND	0.1	0	0	0	0	0	0	Leading, 10-5	5/4
Apr. 22	UCLA (S)	W, 12-5	ND	5.0	6	5	1	1	4	1	Trailing, 5-2	73/46
Season Totals				14 G/12 GS	7-2	78.1	77	33	25	14	5, 287 ERA	---
Pac-10				5 G/3 GS	1-0	21.0	19	13	9	4	3, 86 ERA	---
Non-Conference				9 G/9 GS	6-2	57.1	58	20	16	10	2, 51 ERA	---
Home				8 G/7 GS	4-1	45.1	43	16	10	5	3, 199 ERA	---
Away				6 G/5 GS	3-1	33.0	34	17	15	9	2, 409 ERA	---

AVERILL'S 2003 & 2004 PITCHING LOGS

2003	Opp	S/R	W/L	IP	H	R	ER	BB-SO	2004	Opp	S/R	W/L	IP	H	R	ER	BB-SO
1/18	UHH	S	W	7.1	1	2	0	1-7	2/7	FSU (#18)	R	---	5.0	4	1	1	3-3
1/26	SDSU	S	W	4.0	1	0	0	0-4	2/13	CSUN	R	W	2.2	0	0	0	0-3
2/2	LBSU	S	W	6.2	6	2	0	1-1	2/16	Gonzaga	S	---	2.0	5	7	5	2-2
2/8	BYU	S	---	2.1	6	4	4	1-1	2/20	Lamar	R	---	2.2	1	0	0	0-0
2/17	Gonzaga	S	---	2.0	4	3	3	2-2	2/28	UConn	R	---	1.0	0	0	0	1-1
2/21	Dayton	R	---	2.0	0	1	0	1-1	2/29	UConn	R	---	2.0	0	0	0	1-2
2/28	PSU	R	W	5.2	3	0	0	0-6	3/5	ECU (#18)	R	---	2.0	4	3	3	0-2
3/6	CSUN	S	W	6.0	7	2	2	1-5	3/12	Tulane (#11)	R	---	2.2	0	0	0	0-4
3/16	Oklahoma	S	W	5.0	3	1	0	2-3	3/14	Tulane (#11)	R	W	2.1	2	1	1	1-1
3/22	Stanford	S	---	4.0	7	2	2	0-5	3/19	Cal	R	---	2.2	5	5	5	0-2
3/29	USC	S	---	6.0	7	5	5	0-3	3/26	Washington	R	---	4.2	8	6	6	2-3
4/7	GCU	R	---	1.0	0	0	0	0-1	4/3	USC	R	L	2.2	4	3	3	1-0
4/11	California	S	W	7.0	10	2	2	3-0	4/4	USC	R	---	2.0	3	0	0	0-2
4/17	UCLA	S	---	2.2	6	5	5	0-1	4/8	ORU (#24)	S	---	3.1	8	2	2	0-2
4/27	WSU	R	---	1.0	0	0	0	1-0	4/12	Arizona	R	---	3.2	4	1	1	2-4
4/30	Oklahoma	S	---	3.0	4	2	2	2-2	4/17	UCLA	R	---	3.2	0	0	0	0-2
5/17	Washington	S	L	5.0	5	5	5	1-4	4/25	WSU	S	L	5.1	5	5	3	3-2
5/24	Arizona	S	W	7.0	7	0	0	1-6	4/27	Wichita St.	R	W	2.0	0	0	0	0-1
6/1	UNLV	R	---	2.0	1	0	0	0-1	5/4	NMSU	R	---	0.1	3	1	1	0-0
6/6	CSF	S	L	6.1	9	5	5	1-8	5/14	Oregon St.	R	W	2.0	1	0	0	1-3
Season Totals:		20	8-2	86.0	87	41	35	18-61	5/16	Oregon St.	R	S	1.1	0	0	0	0-3
									5/21	Arizona	R	S	4.0	2	1	1	3-3
									5/23	Arizona	R	---	2.1	2	0	0	2-1
									5/29	Stanford (#2)	R	---	3.1	5	5	5	1-2
									6/4	Pepperdine	R	L	2.0	5	4	2	0-4
									6/5	CSF (#9)	S	L	6.2	12	5	5	0-4
									Season Totals		26	4-4-2	76.1	83	50	44	23-56

AVERILL'S CAREER STATISTICS


Year	ERA	W-L	App	GS	CG	SHO/CBO	SV	IP	H	R	ER	BB	SO	2B	3B	HR	BF	B/Avg	WP	HBP	SFA	SHA
2003....	3.66	8-2	20	15	0	0/3	0	86.0	87	41	35	19	61	19	6	7	373	.264	2	16	4	4
2004....	5.19	4-4	26	4	0	0/0	2	76.1	83	50	44	23	56	11	2	5	341	.280	6	8	6	8
2005....	2.87	7-2	14	12	3	1/0	0	78.1	77	33	25	14	65	16	1	5	328	.257	3	7	0	7
TOTAL....	3.89	19-8	60	31	3	1/3	2	240.2	247	124	104	56	182	46	9	17	1042	.267	11	31	10	19

AVERILL'S HIGHS

AVERILL IN 2005
COMPLETE GAMES: 3, last vs. Oklahoma (3/19/05)
SHUTOUTS: 1, vs. New Mexico State (2/4/05)
IPs (Starter): 9.0, 3x, vs. Oklahoma (3/19/05)
IPs (Relief): 2.0, at USC (3/24/05)
STRIKEOUTS: 14, vs. New Mexico State (2/4/05)
WALK HIGH: 4, at East Carolina (3/5/05)
WIN STREAK: 4, Mar. 5-Apr. 1, 2005 (ECU/WIU/OKLA/WSU)

AVERILL CAREER

COMPLETE GAMES: 3, last vs. Oklahoma (3/19/05)
SHUTOUTS: 1, vs. New Mexico State (2/4/05)
IPs (Starter): 9.0, 3x, vs. Oklahoma (3/19/05)
IPs (Relief): 5.2, vs. Penn State (2/28/03)
STRIKEOUTS: 14, vs. New Mexico State (2/4/05)
WALK HIGH: 4, at East Carolina (3/5/05)
WIN STREAK: 4, Mar. 5-Apr. 1, 2005 (ECU/WIU/OKLA/WSU)



#34 • Jason Urquidez

RHP • 6-2 • 170 • Senior - 1V • Simi Valley, Calif. (Central Arizona)

****All-Pac-10 Candidate • Clemens Award Watch List****

CAREER HIGHLIGHTS: Is 18-6 with a 3.91 ERA in 37 games (26 starts) in two seasons as a Sun Devil... ASU is 28-9 when Urquidez appears in a game over the last two years... is 4-4 with a 4.21 ERA in 13 appearances (11 starts) in Pac-10 play... has made one career start vs. Oregon State earning the win with a career-high 12 strikeouts in 8.1 innings... named first-team All-Pac-10 and honorable mention All-America by CollegeBaseballInsider.com after going 12-3 with a 3.41 ERA in 2004... part of an elite class of eight returning pitchers in the NCAA to have recorded 12 or more wins last season... drafted in the 11th round (318th overall) by the Cincinnati Reds in the 2004 MLB Draft... earned Pac-10 and National Pitcher of the Week honors with a complete-game, three-hitter over No. 1 and defending national champion Rice (2/22/04).

2005 HIGHLIGHTS: Senior right-hander who is 6-3 with two saves and a 4.61 ERA in 18 games (8 starts) this season... ranks second on the team and eighth in the Pac-10 with 64 strikeouts in 70.1 innings... also ranks ninth in innings (70.1) and 10th in appearances (18)... in his last four starts against USC (3/26), Wright State (4/3), Stanford (4/16) and UCLA (4/23) has combined to allow only eight runs in 24.0 innings (3.00 ERA)... earned the save over Stanford (4/17) to clinch series sweep with 1.1 scoreless innings just a day after starting and throwing 96 pitches in 6.0 innings... in eight starts he is 3-1 with a 5.24 ERA... boasts a 3-2 record with two saves and a 3.38 ERA in 10 games out of the bullpen... allowed only one run in eight innings while recording no-decision at USC (3/26)... recorded season-high nine strikeouts in 5.1 hitless innings out of the bullpen against No. 4 North Carolina (3/4)... opposing hitters are batting only .264 off him... averaging 8.19 K/9.0 IP.

URQUIDEZ'S 2005 PITCHING LOG

Date	Opponent	Score	Dec.	IP	H	R	ER	BB	SO	HR	When he left	Pitches/Strikes
Jan. 29	Long Beach State (S)	W, 8-6	ND	5.0	10	5	5	1	4	0	Trailing 5-1	74/49
Feb. 5	Gonzaga (S)	W, 10-8	W	7.0	6	5	4	1	4	1	Leading 10-4	107/73
Feb. 12	vs. Oklahoma (S)	W, 7-5	ND	5.1	9	5	4	1	3	0	Leading 5-4	80/53
Feb. 18	at Tulane (S)	L, 8-2	L	5.0	6	7	6	6	7	1	Trailing 7-1	115/66
Feb. 20	at Tulane (R)	L, 3-9	ND	0.1	1	0	0	0	1	0	Finished game	15/8
Feb. 23	at Arizona (R)	L, 5-11	ND	1.0	0	0	0	0	0	0	Trailing 8-5	12/7
Feb. 25	Baylor (R)	W, 5-3	W	3.0	1	0	0	2	4	0	Finished game	39/23
Feb. 27	Baylor (R)	L, 8-7 (10)	L	4.1	2	3	0	3	2	0	Tied 5-5	80/47
Mar. 4	vs. North Carolina (R)	W, 4-3 (10)	W	5.1	0	0	0	3	9	0	Finished game	84/53
Mar. 13	at LSU (R)	L, 20-3	ND	2.2	7	9	7	2	2	4	Trailing 13-2	62/37
Mar. 18	Oklahoma (R)	W, 5-4	W	1.1	2	0	0	0	1	0	Finished game	22/13
Mar. 20	Oklahoma (R)	W, 6-5	S	2.0	2	0	0	1	2	0	Finished game	37/20
Mar. 5	at USC (S)	W, 2-1 (10)	ND	8.0	6	1	1	2	1	1	Tied 1-1	114/65
Apr. 3	Wright State (S)	W, 14-1	W	4.0	3	1	1	2	7	0	Leading 10-1	69/44
Apr. 10	California (R)	L, 4-3	L	2.2	3	2	2	4	3	0	Finished game	57/27
Apr. 16	Stanford (S)	W, 6-5	ND	6.0	8	4	4	0	8	0	Trailing 4-2	96/65
Apr. 17	Stanford (R)	W, 10-9	S	1.1	1	0	0	0	1	0	Finished game	12/9
Apr. 23	UCLA (S)	W, 16-2	W	6.0	6	2	2	3	5	1	Leading, 7-2	113/68
Season Totals		18 G/8 GS	6-3-2	70.1	73	44	36	31	64	8	4.61 ERA	---
Pac-10		5 G/3 GS	1-1-1	24.0	24	9	9	9	18	2	3.38 ERA	---
Non-Conference		13 G/5 GS	5-2-1	46.1	49	35	27	22	46	6	5.24 ERA	---
Home		10 G/5 GS	5-1-2	39.2	41	20	16	13	38	2	3.63 ERA	---
Away		8 G/3 GS	1-2	30.1	32	24	20	18	26	6	5.93 ERA	---
Starter		8 starts	3-1	46.1	54	30	27	16	39	4	5.24 ERA	---
Relief		10 games	3-2-2	24.0	19	14	9	15	25	4	3.38 ERA	---

URQUIDEZ'S 2004 PITCHING LOG

2004	Opp	S/R	W/L	IP	H	R	ER	BB-SO
2/8	FSU (#18)	S	W	5.0	6	1	1	3-9
2/14	Utah	S	W	6.0	3	0	0	2-7
2/22	Rice (#1)	S	W	9.0	3	1	1	2-7
2/29	UConn	S	W	3.0	3	1	1	1-1
3/6	ECU (#18)	S	W	7.0	5	4	3	3-4
3/12	Tulane (#11)	S	W	5.2	4	1	1	5-5
3/20	California	S	L	1.1	4	3	3	2-0
3/26	Washington	S	L	4.1	5	5	3	4-6
4/2	USC	S	W	8.1	7	3	3	6-7
4/9	ORU (#24)	S	W	7.0	5	1	1	2-6
4/17	UCLA	S	---	4.0	8	3	3	0-2
4/24	WSU	S	---	6.1	7	2	2	1-4
4/27	Wichita St.	R	---	1.0	1	1	1	2-1
4/28	Wichita St.	R	---	1.1	3	2	2	1-2
5/3	NMSU	S	W	5.0	2	1	1	2-7
5/15	Oregon St.	S	W	8.1	9	1	1	2-12
5/22	Arizona	S	W	7.1	3	2	2	4-9
5/29	Stanford (#2)	S	L	2.1	6	5	5	2-1
6/5	Minnesota	S	W	5.1	6	3	3	3-4
Season Totals		19	12-3	97.2	90	40	37	47-94

URQUIDEZ'S CAREER STATISTICS

Year	ERA	W-L	App	GS	CG	SHO/CBO	SV	IP	H	R	ER	BB	SO	2B	3B	HR	BF	B/Avg	WP	HBP	SFA	SHA
2004....	3.41	12-3	19	17	1	0/1	0	97.2	90	40	37	47	94	11	3	11	419	.251	2	6	4	4
2005....	4.61	6-3	18	8	0	0/0	2	70.1	73	44	36	31	64	16	1	8	318	.264	5	5	2	4
TOTAL...	3.91	18-6	37	25	1	0/1	2	168.0	163	84	73	78	158	27	4	19	737	.257	7	11	6	8

URQUIDEZ'S HIGHS

URQUIDEZ IN 2005

COMPLETE GAMES: None
SHUTOUTS: None
IPs (Starter): 8.0, at USC (3/26/05)
IPs (Relief): 5.1, vs. North Carolina (3/4/05)
STRIKEOUTS: 9, vs. North Carolina (3/4/05)
WALK HIGH: 6, at Tulane (2/18/05)
RUNS ALLOWED: 9, at LSU (3/13/05)
HITS ALLOWED: 10, Long Beach State (1/29/05)

URQUIDEZ CAREER

COMPLETE GAMES: 1, at Rice (2/22/04)
SHUTOUTS: None
IPs (Starter): 9.0, at Rice (2/22/04)
IPs (Relief): 5.1, vs. North Carolina (3/4/05)
STRIKEOUTS: 12, Oregon State (5/15/04)
WALK HIGH: 6, 2x, last at Tulane (2/18/05)
RUNS ALLOWED: 9, at LSU (3/13/05)
HITS ALLOWED: 10, Long Beach State (1/29/05)



#40 • Pat Bresnehan

RHP • 6-1 • 200 • Sophomore - 1V • Sherborn, Mass. (Dover-Sherborn)

** All-Pac-10 Candidate • Pac-10 Pitcher of the Week (3/29) **

CAREER HIGHLIGHTS: Is 6-5 with five saves and a 4.86 ERA in 39 career pitching appearances (11 GS)... has held opponents to a .276 batting average in 100.0 career innings pitched... in 12 career Pac-10 games (4 starts) is 1-2 with a 5.87 ERA... has made one pitching appearance vs. Oregon State giving four hits and one run with seven strikeouts earlier this season... named honorable mention All-Pac-10 in 2004 after going 3-2 with five saves and a 4.79 ERA... ranked fourth in the ASU freshman record books with five saves.

2005 HIGHLIGHTS: Heads into the weekend against Oregon State with a 3-3 record and a 4.91 ERA... has appeared in 16 games while making 10 starts... has struck out 56 batters (20 KL) in 58.2 innings... averaging 8.59 strikeouts per nine innings pitched... matched his career high with seven strikeouts in his last win against Wright State (4/2)... earned Pac-10 Pitcher of the Week honors after allowing only four hits and one unearned run in a complete-game victory over USC (3/25)... struck out seven in 5.1 shutout innings out of the bullpen in an extra inning loss at Arizona (2/15)... earned his first career win as a starter with six shutout innings against Ohio State (3/6)... in 10 starts this season is 3-3 with a 5.72 ERA... posted a 2.08 ERA in six relief appearances (13.0 IP).

BRESNEHAN'S 2005 PITCHING LOG

Date	Opponent	Score	Dec.	IP	H	R	ER	BB	SO	HR	When he left	Pitches/Strikes
Jan. 28	Long Beach State (R)	L, 3-7	ND	1.2	1	0	0	1	2	0	Trailing 4-2	37/19
Jan. 30	Long Beach State (R)	L, 1-11	ND	0.2	3	1	1	1	2	0	Trailing 6-1	24/15
Feb. 6	Oregon State (R)	L, 6-12	ND	4.1	4	1	1	1	7	0	Finished game	77/52
Feb. 12	vs. Oklahoma (R)	W, 7-5	ND	0.0	1	0	0	0	0	0	Leading 7-5	4/3
Feb. 15	at Arizona (R)	L, 6-7 (14)	ND	5.1	2	0	0	2	7	0	Leading 6-5	95/61
Feb. 20	at Tulane (S)	L, 3-9	L	3.0	4	5	5	2	1	1	Trailing 4-0	58/33
Feb. 23	at Arizona (R)	L, 5-11	ND	1.0	3	1	1	0	2	1	Trailing 8-4	22/14
Feb. 26	Baylor (S)	W, 12-4	ND	4.0	2	2	1	1	2	1	Leading 5-1	83/45
Mar. 6	vs. Ohio State (S)	W, 3-0	W	6.0	5	0	0	2	4	0	Leading 1-0	97/61
Mar. 13	at LSU (S)	L, 3-20	L	0.1	4	4	4	3	0	1	Trailing 4-2	33/14
Mar. 20	Oklahoma (S)	W, 6-5	ND	3.0	2	3	3	2	3	0	Trailing 2-1	56/33
Mar. 25	at USC (S)	W, 17-1	W	9.0	4	1	0	2	5	0	Finished game	119/72
Apr. 2	Wright State (S)	W, 11-3	W	5.0	5	2	2	0	7	0	Leading 11-2	70/49
Apr. 9	at California - 2 (S)	L, 7-3	L	5.2	10	6	5	3	4	1	Trailing 4-2	127/77
Apr. 17	Stanford (S)	W, 10-9	ND	4.0	7	3	3	2	4	1	Tied 3-3	62/37
Apr. 24	UCLA (S)	W, 10-8	ND	5.2	10	6	6	1	6	0	Trailing, 6-5	101/65
Season Totals		16 G/10 GS	3-3	58.2	67	35	32	23	56	6	4.91 ERA	---
Pac-10		4 G/4 GS	1-1	24.1	31	16	14	8	19	2	5.18 ERA	---
Non-Conference		12 G/6 GS	2-2	34.1	36	19	18	15	37	4	4.72 ERA	---
Home		8 G/5 GS	1-0	28.1	34	18	17	9	33	1	5.40 ERA	---
Away		8 G/5 GS	2-3	30.1	33	17	15	14	23	5	4.45 ERA	---
Starter		10 starts	3-3	45.2	53	32	29	18	36	5	5.72 ERA	---
Relief		6 games	0-0	13.0	14	3	3	5	20	1	2.08 ERA	---

BRESNEHAN'S 2004 PITCHING LOG

2004	Opp	S/R	W/L	IP	H	R	ER	BB-SO	2004	Opp	S/R	W/L	IP	H	R	ER	BB-SO	
2/7	FSU (#18)	R	W	0.2	0	0	0	0-0	3/28	Washington	R	L	2.2	4	3	3	0-2	
2/8	FSU (#18)	R	---	0.0	1	3	3	3-0	4/4	USC	R	---	2.2	3	2	2	1-3	
2/15	OKLA	R	---	0.1	0	0	0	0-1	4/8	ORU (#24)	R	L	1.1	3	6	3	4-2	
2/16	Gonzaga	R	W	5.0	4	0	0	1-7	4/12	Arizona	S	---	2.0	5	4	4	3-1	
2/24	ARIZ (#16)	R	S	3.0	0	0	0	1-5	4/18	UCLA	R	---	1.0	1	1	1	0-1	
2/28	UConn	R	W	4.0	2	2	0	4-5	4/25	WSU	R	---	0.2	1	3	3	3-1	
3/5	ECU (#18)	R	S	1.0	0	0	0	0-1	4/27	Wichita St.	R	---	2.2	1	0	0	3-4	
3/6	ECU (#18)	R	S	2.0	1	0	0	0-2	5/4	NMSU	R	---	1.0	2	1	1	1-2	
3/14	Tulane (#11)	R	S	2.0	1	0	0	0-2	5/18	New Mexico	R	---	0.2	0	0	0	0-1	
3/16	Okla. State	R	S	1.2	2	0	0	0-1	5/23	Arizona	R	---	0.2	1	0	0	0-1	
3/19	California	R	---	2.0	1	0	0	1-1	5/29	Stanford (#2)	R	---	2.1	2	0	0	2-2	
3/21	California	R	---	2.0	6	2	2	0-0	Season Totals			23	3-2-5	41.1	41	28	22	27-45

BRESNEHAN'S CAREER STATISTICS

Year	ERA	W-L	App	GS	CG	SHO/CBO	SV	IP	H	R	ER	BB	SO	2B	3B	HR	BF	B/Avg	WP	HBP	SFA	SHA
2004....	4.79	3-2	23	1	0	0/1	5	41.1	41	28	22	27	45	9	0	3	189	.268	4	4	1	3
2005....	4.91	3-3	16	10	1	0/1	0	58.2	67	35	32	23	56	6	3	6	274	.282	3	11	0	2
TOTAL...	4.86	6-5	39	11	1	0/2	5	100.0	108	63	54	50	101	15	3	9	463	.276	7	15	1	5

BRESNEHAN'S HIGHS

BRESNEHAN IN 2005

COMPLETE GAMES: 1, at USC (3/25/05)
SHUTOUTS: None
IPs (Starter): 9.0, at USC (3/25/05)
IPs (Relief): 5.1, at Arizona (2/15/05)
STRIKEOUTS: 7, 3x, last vs. Wright State (4/2/05)
WALK HIGH: 3 - 2x, last at California (4/9/05)
RUNS ALLOWED: 6 - 2x, last vs. UCLA (4/24/05)
HITS ALLOWED: 10 - 2x, vs. UCLA (4/24/05)

BRESNEHAN CAREER

COMPLETE GAMES: 1, at USC (3/25/05)
SHUTOUTS: None
IPs (Starter): 9.0, at USC (3/25/05)
IPs (Relief): 5.1, at Arizona (2/15/05)
STRIKEOUTS: 7, 4x, last vs. Wright State (4/2/05)
WALK HIGH: 4, 2x, last vs. Oral Roberts (4/8/04)
RUNS ALLOWED: 6 - 3x, last vs. UCLA (4/24/05)
HITS ALLOWED: 10 - 2x, last vs. UCLA (4/24/05)

2005 Arizona State Baseball Roster

No.	Player	POS	B/T	HT	WT	YR/EXP	Hometown (High School/Last School)
2	J.J. Sferra	OF	L/L	5-11	150	Fr./HS	Phoenix, Ariz. (Mountain Pointe)
3	Jeff Landry	UTL	R/R	5-8	160	Fr./RS*	Walnut Creek, Calif. (Clayton Valley)
4	Travis Buck	OF/3B	L/R	6-2	205	Jr./2V	Richland, Wash. (Richland)
5	Joey Hooft	3B	R/R	5-10	175	Sr./TR	Reno, Nev. (Galena HS/Univ. of Miami)
6	Seth Dhaenens	UTL	L/R	6-1	180	So./1V*	Chandler, Ariz. (Mountain Pointe)
7	Vinny Biancamano	INF	R/R	6-0	180	Fr./HS	Glendale, Ariz. (Cactus)
9	Colin Curtis	OF	L/L	6-1	195	So./1V	Issaquah, Wash. (Issaquah)
11	Jeff Larish	1B/OF	L/R	6-2	210	Sr./3V	Tempe, Ariz. (McClintock)
12	Andrew Romine	SS	B/R	6-2	170	Fr./HS	Lake Forest, Calif. (Trabuco Hills)
13	Austin Stockfisch	C	B/R	6-1	165	Fr./HS	Scottsdale, Ariz. (Desert Mountain)
14	Rocky Laguna	OF	L/R	6-0	170	Fr./RS*	Yuma, Ariz. (Kofa)
15	Joe Persichina	2B	L/R	6-0	190	So./1V	Rolling Hills Estates, Calif. (Peninsula)
16	Greg Bordes	UTL	R/R	5-9	150	Fr./HS	Mesa, Ariz. (Dobson)
17	Seth Garrison	RHP	B/R	6-3	185	Fr./HS	Coppell, Texas (Coppell)
18	Willy Fox	1B	R/R	5-11	190	Fr./HS	Scottsdale, Ariz. (Desert Mountain)
19	Joel Bocchi^	C	R/R	5-11	200	Sr./3V	Phoenix, Ariz. (Desert Vista)
21	Quentin Andes	RHP	R/R	6-2	200	So./1V	Albuquerque, NM (Cibola)
25	Eric Williams	OF	B/L	5-10	170	Fr./RS*	Carmel, NY (Trinity-Pawling)
28	Eric Sogard	3B	L/R	5-9	170	Fr./HS	Phoenix, Ariz. (Thunderbird)
30	Drew Bowman	LHP	B/L	6-3	180	Fr./HS	Morrison, Colo. (Dakota Ridge)
31	Kevin Dryanski	RHP	R/R	6-1	225	Jr./TR	Phoenix, Ariz. (Mountain Pointe/Hutchinson CC)
34	Jason Urquidez	RHP	R/R	6-2	170	Sr./1V	Simi Valley, Calif. (Royal/Central Arizona)
36	DJ Butler	OF	L/R	6-0	195	Fr./HS	Benicia, Calif. (Benicia)
37	Zechry Zinicola	RHP/DH	R/R	6-1	225	So./1V	San Bernadino, Calif. (Arlington)
39	Tuffy Gosewisch	C	R/R	6-0	185	Sr./3V	Scottsdale, Ariz. (Horizon)
40	Pat Bresnehan	RHP	R/R	6-1	200	So./1V	Sherborn, Mass. (Dover Sherborn)
41	Josh Satow	LHP	L/L	5-9	160	Fr./HS	Scottsdale, Ariz. (Desert Mountain)
45	Erik Averill	LHP	L/L	6-2	195	Jr./2V	Orange, Calif. (Villa Park)
47	Ty Marotz	RHP	R/R	6-2	200	Sr./1V*	Crystal Lake, Ill. (Crystal Lake Central/Mesa CC)
49	Brett Bordes	LHP	L/L	5-10	165	Jr./2V	Mesa, Ariz. (Dobson)
50	Tony Barnette	RHP	R/R	6-2	175	Jr./TR	Federal Way, Wash. (Thomas Jefferson/CAC)

* - Has utilized redshirt year

^ - Scheduled to redshirt in 2005

Head Coach: 42 - Pat Murphy (11th year)

Assistant Coaches:

62 - Jay J. Sferra (10th year) - Outfielders/Recruiting/Team Offense

10 - Tim Esmay (1st year/5th year overall at ASU) - Infielders/Team Defense

35 - Jack Krawczyk (1st year) - Pitching/Camp Director/Summer Placement

Director of Baseball Operations: Graham Rossini (6th year)

Operations, Video and Equipment Assistant: Steve Kirkman (7th year)

Manager: Jeff Mousser (1st year)

Manager: Carlos Arguello (2nd year)

Office Assistant: Sammie Nakama (3rd year)

Sports Medicine/Rehabilitation: Kenny McCarty (8th year)

Media Relations: Jeff Evans (5th year)



Sun Devil Baseball 2005

2005 Arizona State Baseball Game-by-Game Results

(28-15 Overall, 9-3 Pac-10, 18-4 Packard Stadium, 10-11 Away, 9-11 Ranked Opponents)

Date	Opponent	W-L	Score	Att.	ASU Pitcher	ASU R-H-E-LOB	Record	Notes
1/28	Long Beach State (#14)	L	3-7	4,783	Averill (0-1)	3-11-3-9	0-1	Curtis 3x4, 3B, 2 RBI. ASU loses season opener.
1/29	Long Beach State (#14)	W	8-6	2,926	Zinicola (1-0)	8-11-0-8	1-1	Sferra 2x4, 2 RBI, GW 1B. Hooft 3x4, 2 R, RBI.
1/30	Long Beach State (#14)	L	1-11	2,823	Bordes (0-1)	1-9-1-8	1-2	Zinicola/Gosewisch 2x4 as ASU loses series to LBSU
2/4	New Mexico State\$	W	12-0	2,163	Averill (1-1)	12-15-0-10	2-2	Averill, CG shutout, 14 K's. Larish 4x4, 4 RBI.
2/5	Gonzaga\$	W	10-8	2,073	Urquidez (1-0)	10-14-4-8	3-2	Sferra/Biancamano/Romine 8-for-11, 5 RBI.
2/6	Oregon State\$	L	6-12	2,099	Bordes (0-2)	6-8-5-6	3-3	ASU commits 5 errors. Gosewisch 2-R HR.
2/7	New Mexico State\$	W	11-10	2,547	Zinicola (2-0)	11-15-2-8	4-3	Curtis RBI single in ninth caps 3-run ninth.
2/12	South Alabama#	W	7-2	1,003	Averill (2-1)	7-10-2-6	5-3	Averill CG, 5 H, 8 K. Larish 2x4, 2 RBI, HR.
2/12	Oklahoma#	W	7-5	678	Barnette (1-0)	7-12-1-6	6-3	Larish 2x4, 4 RBI, HR. Barnette 0 R, 3.2 IP.
2/13	Gonzaga#	L	0-2	456	Zinicola (2-1)	0-4-2-6	6-4	ASU limited to four hits. Persichina 2x3.
2/15	at Arizona (#9)	L	6-7 (14)	1,310	Marotz (0-1)	6-11-3-12	6-5	Arizona hits walk-off 2-R HR in 14th.
2/18	at Tulane (#1)	L	2-8	3,784	Urquidez (1-1)	2-6-2-8	6-6	Curtis 2-for-3. Tulane scores three in 1st inning.
2/19	at Tulane (#1)	L	2-7	7,435	Averill (2-2)	2-10-1-8	6-7	Gosewisch 3-for-4, 2 RBI. Tulane scores 5 in 6th.
2/20	at Tulane (#1)	L	3-9	3,085	Bresnehan (0-1)	3-8-1-6	6-8	Fox 1-for-3, HR, 2 RBI in first career start.
2/23	at Arizona (#7)	L	5-11	1,714	Barnette (1-1)	5-9-2-10	6-9	Larish 2-for-3, 2 HR. Arizona scored 9 2-out runs.
2/25	Baylor (#8)	W	5-3	2,627	Urquidez (2-1)	5-5-2-5	7-9	Buck 2-for-4, Grand Slam HR in 7th inning.
2/26	Baylor (#8)	W	12-4	2,603	Bordes (1-2)	12-16-1-7	8-9	Buck 4-for-5. Fox 2-for-4, HR, 4 RBI.
2/27	Baylor (#8)	L	7-8 (10)	2,799	Urquidez (2-2)	7-9-5-6	8-10	Buck 2-for-5. ASU commits 5 errors for 4 UER.
3/4	vs. North Carolina& (#4)	W	4-3 (11)	4,410	Urquidez (3-2)	4-8-1-14	9-10	Urquidez 5.1 IP, 0 H, 0 R, 9 K's to earn victory.
3/5	at East Carolina&	W	10-3	5,023	Averill (3-2)	10-5-1-2	10-10	Gosewisch 2-for-4, 4 RBI. Larish 3-R HR.
3/6	vs. Ohio State%	W	3-0	3,368	Bresnehan (1-1)	3-8-3-8	11-10	Bresnehan/Bordes combine for 6-hit shutout.
3/11	at LSU (#5)	L	5-6	7,298	Zinicola (2-2)	5-9-0-6	11-11	Laguna 2-for-4, 2 RBI. Bullpen 4.1 IP, 0 R.
3/12	vs. Western Illinois^	W	19-1	375	Averill (4-2)	19-23-1-9	12-11	Buck 4x6, 2 3B. Larish 3x6, 2 HR, 5 RBI.
3/13	vs. Western Illinois^	W	30-13	175	Satow (1-0)	30-25-2-13	13-11	ASU sets school record with 35 hits.
3/13	at LSU (#5)	L	3-20	7,422	Bresnehan (1-2)	3-6-3-5	13-12	Gosewisch 1-for-4, 2 RBI, HR.
3/18	Oklahoma	W	5-4	3,516	Urquidez (4-2)	5-10-1-9	14-12	Larish 2x3, 2 BB, walk-off HR in 9th inning.
3/19	Oklahoma	W	5-1	2,915	Averill (5-2)	5-6-2-7	15-12	Averill CG victory with 7 K and 1 UER.
3/20	Oklahoma	W	6-5	3,375	Barnette (2-1)	6-9-0-10	16-12	Buck 3x4, 3 R, RBI. Hooft 3-run double.
3/24	at USC* (#21)	L	8-9	318	Bordes (1-3)	8-11-1-7	16-13	Buck 3x5, 2 2B. Pitchers walk nine in loss.
3/25	at USC* (#21)	W	17-1	738	Bresnehan (2-2)	17-22-4-14	17-13	Bresnehan CG, 4 H, 0 ER. Gosewisch 5x6, 4 RBI.
3/26	at USC* (#21)	W	2-1 (10)	852	Bordes (2-3)	2-5-0-9	18-13	Larish 1-for-2, HR, 2 RBI, GW SF.
4/1	Wright State	W	13-1	2,163	Averill (6-2)	13-16-2-10	19-13	Averill 5 IP, 0 R, 5 K. Hooft 2x3, 3B, 2 RBI.
4/2	Wright State	W	11-3	2,273	Bresnehan (3-2)	11-13-0-12	20-13	Gosewisch 3x5, 4 RBI. Laguna 2x2, 3 R, RBI.
4/3	Wright State	W	14-1	2,077	Urquidez (5-2)	14-15-0-10	21-13	Laguna 3x4, 4 RBI, HR. Larish 2x5, 2B, HR.
4/9	at California (Gm-1)*	W	11-7	472	Bordes (3-3)	11-13-0-12	22-13	Buck 3x4, 2 RBI. Hooft GW solo home run.
4/9	at California (Gm-2)*	L	3-7	403	Bresnehan (3-3)	3-10-1-8	22-14	Curtis 3x4. Larish 2x3, 2 2B.
4/10	at California*	L	3-4	513	Urquidez (5-3)	3-8-0-5	22-15	Cal scores two in ninth off Urquidez to win.
4/15	Stanford* (#14)	W	9-2	2,842	Averill (7-2)	9-12-0-4	23-15	Averill scatters five hits, two runs in 8.0 IP.
4/16	Stanford* (#14)	W	6-5	3,337	Marotz (1-1)	6-9-2-12	24-15	Devils score three in ninth for walk-off win.
4/17	Stanford* (#14)	W	10-9	3,004	Barnette (3-1)	10-11-0-9	25-15	Buck hits 3-R double in 7-run sixth inning.
4/22	UCLA*	W	12-5	2,543	Marotz (2-1)	12-17-2-11	26-15	Buck, Sferra three hits each. Gosewisch HR.
4/23	UCLA*	W	16-2	2,687	Urquidez (6-3)	16-18-0-9	27-15	Buck, Sferra four hits each. Bordes 3.0 IP, 0 R.
4/24	UCLA*	W	10-8	2,259	Zinicola (3-2)	10-16-1-10	28-15	Buck 3-for-4. Larish 2-R GW HR in 6th.
4/29	at Oregon State*	5 p.m.						
4/30	at Oregon State*	1 p.m.						
5/1	at Oregon State*	1 p.m.						
5/4	Utah Valley State	6:30 p.m.						
5/14	Arizona*	6:30 p.m.						
5/15	Arizona*	1 p.m.						
5/16	Arizona*	6:30 p.m.						
5/20	at Washington*	6:30 p.m.						
5/21	at Washington*	1 p.m.						
5/22	at Washington*	1 p.m.						
5/27	Washington State*	6:30 p.m.						
5/28	Washington State*	6:30 p.m.						
5/29	Washington State*	1 p.m.						

* Pac-10 Game

\$ Bob Schaefer Memorial Tournament (Packard Stadium)


Coca-Cola Spring Training College Baseball Classic (Surprise, Ariz.)

& Keith LeClair Invitational at East Carolina

^ Games played in Baton Rouge, La.



Sun Devil Baseball 2005



Arizona State Sun Devil Baseball Overall Statistics

Record: 28-15 Home: 18-4 Away: 4-10 Neutral: 6-1 Pac-10: 9-3

Player	AVG	GP-GS	AB	R	H	2B	3B	HR	RBI	TB	SLG%	BB	HBP	SO	GDP	OB%	SF	SH	SB-ATT	PO	A	E	FLD%
6 Seth Dhaenens....	.395	32-18	81	20	32	3	0	2	21	41	.506	14	3	15	1	.495	1	2	7-8	36	65	6	.944
4 Travis Buck.....	.387	43-43	191	52	74	17	3	3	35	106	.555	16	4	27	2	.443	1	3	15-21	59	32	5	.948
39 Tuffy Gosewisch..	.335	43-43	167	35	56	10	2	6	48	88	.527	18	9	23	0	.417	5	0	3-6	314	40	2	.994
9 Colin Curtis.....	.327	43-43	171	36	56	9	1	1	30	70	.409	27	4	25	5	.424	3	2	13-15	58	0	2	.967
2 J.J. Sferra.....	.325	37-33	126	26	41	4	1	0	15	47	.373	7	2	16	1	.368	1	5	5-11	55	0	2	.965
14 Rocky Laguna.....	.324	36-25	102	21	33	10	2	1	24	50	.490	15	6	27	2	.435	1	0	9-10	31	4	2	.946
11 Jeff Larish.....	.321	43-43	165	46	53	13	1	15	45	113	.685	37	3	41	2	.451	1	2	7-8	335	18	5	.986
5 Joey Hooft.....	.316	32-32	117	20	37	6	1	1	23	48	.410	9	3	13	2	.374	2	0	7-12	21	52	6	.924
18 Willy Fox.....	.311	26-12	61	17	19	4	0	4	19	35	.574	6	5	18	1	.417	0	0	4-4	3	0	0	1.000
37 Zechry Zinicola..	.299	22-14	67	11	20	3	0	1	10	26	.388	4	1	10	1	.342	1	0	0-0	37	9	1	.979
12 Andrew Romine....	.267	38-36	116	23	31	4	2	0	16	39	.336	7	1	17	1	.312	1	4	8-9	70	85	11	.934
7 Vinny Biancamano..	.225	24-10	40	8	9	2	0	0	3	11	.275	4	1	11	2	.311	0	0	0-1	10	16	6	.813
15 Joe Persichina...	.223	42-24	94	16	21	4	2	1	13	32	.340	13	2	18	3	.324	2	2	4-4	86	66	4	.974

13 Austin Stockfisch	.875	12-0	8	3	7	0	0	0	2	7	.875	0	1	0	0	.889	0	0	0-0	17	1	0	1.000
25 Eric Williams....	.500	7-0	2	1	1	0	0	0	1	1	.500	1	0	1	0	.667	0	0	0-0	1	0	0	1.000
16 Greg Bordes.....	.200	12-2	5	1	1	1	0	0	0	2	.400	1	0	1	1	.333	0	0	0-1	5	9	2	.875
28 Eric Sogard.....	.188	14-2	16	3	3	0	0	0	2	3	.188	3	0	3	0	.316	0	0	0-0	4	6	2	.833
36 DJ Butler.....	.143	15-3	14	1	2	0	0	0	1	2	.143	2	1	7	0	.278	1	0	1-1	3	0	0	1.000
3 Jeff Landry.....	.143	16-4	14	2	2	0	0	0	0	2	.143	3	0	5	0	.294	0	0	1-1	4	12	3	.842
49 Brett Bordes.....	.000	2-0	0	0	0	0	0	0	0	0	.000	0	0	0	0	.000	0	0	0-0	4	13	1	.944
34 Jason Urquidez...	.000	1-1	0	0	0	0	0	0	0	0	.000	0	0	0	0	.000	0	0	0-0	3	20	1	.958
45 Erik Averill.....	.000	1-1	0	0	0	0	0	0	0	0	.000	0	0	0	0	.000	0	0	0-0	2	17	2	.905
Totals.....	.320	43-43	1557	342	498	90	15	35	308	723	.464	187	46	278	24	.404	20	20	84-112	1161	487	65	.962
Opponents.....	.277	43-43	1523	241	422	80	10	36	223	630	.414	139	44	332	36	.353	6	28	31-55	1126	506	67	.961

LOB - Team (364), Opp (338). DPs turned - Team (44), Opp (29). CI - Team (0), Opp (2). IBB - Team (12), Larish 10, Curtis 1, Gosewisch 1, Opp (9). Picked off - Buck 2, Hooft 1, Romine 1.

(All games Sorted by Earned run avg)


Player	ERA	W-L	APP	GS	CG	SHO/CBO	SV	IP	H	R	ER	BB	SO	2B	3B	HR	AB	B/Avg	WP	HBP	BK	SFA	SHA
45 Erik Averill.....	2.87	7-2	14	12	3	1/0	0	78.1	77	33	25	14	65	16	1	5	300	.257	3	7	0	0	7
49 Brett Bordes.....	3.71	3-3	21	2	0	0/1	2	43.2	41	23	18	12	26	7	0	5	163	.252	0	2	1	1	3
34 Jason Urquidez...	4.61	6-3	18	8	0	0/0	2	70.1	73	44	36	31	64	16	1	8	276	.264	5	5	2	2	4
40 Pat Bresnehan....	4.91	3-3	16	10	1	0/1	0	58.2	67	35	32	23	56	6	3	6	238	.282	3	11	1	0	2
37 Zechry Zinicola..	5.91	3-2	17	7	0	0/0	2	45.2	45	35	30	28	40	11	1	5	175	.257	6	10	0	0	4
50 Tony Barnette....	7.08	3-1	23	3	0	0/0	2	40.2	56	38	32	16	44	11	1	2	175	.320	0	5	0	1	3

21 Quentin Andes....	0.00	0-0	3	0	0	0/0	0	2.0	2	0	0	2	1	0	0	0	7	.286	0	1	0	0	0
31 Kevin Dryanski...	3.07	0-0	8	0	0	0/0	0	14.2	17	7	5	2	6	2	1	2	53	.321	2	2	0	0	4
47 Ty Marotz.....	3.71	2-1	9	1	0	0/0	0	17.0	19	8	7	2	16	3	1	2	65	.292	0	0	0	1	0
41 Josh Satow.....	7.71	1-0	2	0	0	0/0	0	7.0	11	9	6	4	1	1	0	1	31	.355	0	0	0	1	0
17 Seth Garrison....	9.00	0-0	8	0	0	0/0	1	9.0	14	9	9	5	13	7	1	0	40	.350	0	1	1	0	1
Totals.....	4.58	28-15	43	43	4	2/1	9	387.0	422	241	197	139	332	80	10	36	1523	.277	19	44	5	6	28
Opponents.....	6.98	15-28	43	43	0	1/1	7	375.1	498	342	291	187	278	90	15	35	1557	.320	27	46	15	20	20

PB - Team (0), Opp (4). Pickoffs - Team (7), Zinicola 3, Urquidez 2, Bresnehan 1, Gosewisch 1, Opp (4). SBA/ATT - Gosewisch (30-46), Bresnehan (11-15), Averill (3-9), Bordes, B. (4-8), Urquidez (3-6), Marotz (2-5), Zinicola (3-5), Barnette (3-4), Dryanski (1-2), Garrison (1-1).



Sun Devil Baseball 2005




Arizona State Sun Devil Baseball Fielding Statistics

2005 Arizona State Sun Devil Baseball
Overall Statistics for Arizona State (as of Apr 25, 2005)
(All games Sorted by Fielding pct)

Player	C	PO	A	E	FLD%	DPS	SBA	CSB	SBA%	PB	CI
13 Austin Stockfisch	18	17	1	0	1.000	0	0	0	---	0	0
31 Kevin Dryanski...	4	0	4	0	1.000	0	1	1	.500	0	0
18 Willy Fox.....	3	3	0	0	1.000	0	0	0	---	0	0
36 DJ Butler.....	3	3	0	0	1.000	0	0	0	---	0	0
17 Seth Garrison....	2	0	2	0	1.000	0	1	0	1.000	0	0
47 Ty Marotz.....	1	0	1	0	1.000	1	2	3	.400	0	0
25 Eric Williams....	1	1	0	0	1.000	0	0	0	---	0	0
41 Josh Satow.....	1	0	1	0	1.000	0	0	0	---	0	0
39 Tuffy Gosewisch..	356	314	40	2	.994	3	30	16	.652	0	0
11 Jeff Larish.....	358	335	18	5	.986	32	0	0	---	0	0
37 Zechry Zinicola..	47	37	9	1	.979	3	3	2	.600	0	0
15 Joe Persichina...	156	86	66	4	.974	19	0	0	---	0	0
9 Colin Curtis.....	60	58	0	2	.967	0	0	0	---	0	0
2 J.J. Sferra.....	57	55	0	2	.965	0	0	0	---	0	0
34 Jason Urquidez...	24	3	20	1	.958	2	3	3	.500	0	0
4 Travis Buck.....	96	59	32	5	.948	6	0	0	---	0	0
14 Rocky Laguna.....	37	31	4	2	.946	1	0	0	---	0	0
49 Brett Bordes.....	18	4	13	1	.944	1	4	4	.500	0	0
6 Seth Dhaenens....	107	36	65	6	.944	16	0	0	---	0	0
12 Andrew Romine....	166	70	85	11	.934	20	0	0	---	0	0
5 Joey Hooft.....	79	21	52	6	.924	5	0	0	---	0	0
40 Pat Bresnehan....	11	2	8	1	.909	0	11	4	.733	0	0
45 Erik Averill.....	21	2	17	2	.905	1	3	6	.333	0	0
16 Greg Bordes.....	16	5	9	2	.875	2	0	0	---	0	0
50 Tony Barnette....	8	1	6	1	.875	1	3	1	.750	0	0
3 Jeff Landry.....	19	4	12	3	.842	1	0	0	---	0	0
28 Eric Sogard.....	12	4	6	2	.833	0	0	0	---	0	0
7 Vinny Biancamano.	32	10	16	6	.813	7	0	0	---	0	0
21 Quentin Andes....	0	0	0	0	.000	0	0	0	---	0	0
Totals.....	1713	1161	487	65	.962	44	31	24	.564	0	0
Opponents.....	1699	1126	506	67	.961	29	84	28	.750	4	2



Sun Devil Baseball 2005



Arizona State Sun Devil Baseball Pac-10 Statistics

Record: 9-3 Home: 6-0 Away: 3-3 Pac-10: 9-3

Player	AVG	GP-GS	AB	R	H	2B	3B	HR	RBI	TB	SLG%	BB	HBP	SO	GDP	OB%	SF	SH	SB-ATT	PO	A	E	FLD%
13 Austin Stockfisch	1.000	3-0	2	0	2	0	0	0	1	2	1.000	0	1	0	0	1.000	0	0	0-0	1	0	0	1.000
28 Eric Sogard.....	.500	2-0	2	1	1	0	0	0	1	1	.500	0	0	0	0	.500	0	0	0-0	0	0	0	.000
4 Travis Buck.....	.463	12-12	54	16	25	7	0	1	13	35	.648	4	1	9	0	.508	0	3	7-8	13	11	1	.960
6 Seth Dhaenens....	.455	12-12	44	10	20	3	0	0	10	23	.523	8	1	10	1	.537	1	2	4-5	20	39	2	.967
37 Zechry Zinicola..	.444	2-0	9	4	4	1	0	0	2	5	.556	0	0	0	0	.444	0	0	0-0	0	5	0	1.000
2 J.J. Sferra.....	.432	10-10	37	8	16	1	0	0	8	17	.459	3	2	2	0	.500	0	2	1-2	15	0	0	1.000
7 Vinny Biancamano..	.400	3-0	5	1	2	0	0	0	0	2	.400	0	0	0	0	.400	0	0	0-0	0	0	0	.000
18 Willy Fox.....	.375	4-0	8	2	3	0	0	0	3	3	.375	0	1	3	0	.444	0	0	0-0	0	0	0	.000
39 Tuffy Gosewisch..	.360	12-12	50	14	18	4	1	1	15	27	.540	7	2	7	0	.450	1	0	0-1	82	4	2	.977
11 Jeff Larish.....	.326	12-12	43	14	14	4	0	4	13	30	.698	14	2	13	0	.500	1	1	2-3	108	6	0	1.000
9 Colin Curtis.....	.294	12-12	51	12	15	3	0	1	8	21	.412	5	2	11	2	.379	0	2	4-4	21	0	0	1.000
14 Rocky Laguna.....	.268	10-10	41	8	11	5	0	0	4	16	.390	5	3	14	1	.388	0	0	0-1	14	1	2	.882
12 Andrew Romine....	.263	7-5	19	4	5	0	0	0	1	5	.263	0	0	5	0	.263	0	1	2-2	13	12	1	.962
5 Joey Hooft.....	.239	12-12	46	9	11	1	0	1	9	15	.326	3	2	5	1	.302	2	0	1-2	9	16	1	.962
15 Joe Persichina...	.192	11-8	26	4	5	2	1	0	7	9	.346	4	1	4	2	.303	2	0	1-1	21	21	1	.977
36 DJ Butler.....	.000	1-0	1	0	0	0	0	0	0	0	.000	0	0	1	0	.000	0	0	0-0	0	0	0	.000

34 Jason Urquidez...	.000	1-1	0	0	0	0	0	0	0	0	.000	0	0	0	0	.000	0	0	0-0	2	7	0	1.000
3 Jeff Landry.....	.000	2-1	0	0	0	0	0	0	0	0	.000	0	0	0	0	.000	0	0	0-0	0	0	0	.000
45 Erik Averill.....	.000	1-1	0	0	0	0	0	0	0	0	.000	0	0	0	0	.000	0	0	0-0	0	6	0	1.000
Totals.....	.347	12-12	438	107	152	31	2	8	95	211	.482	53	18	84	7	.432	7	11	22-29	319	133	11	.976
Opponents.....	.279	12-12	408	60	114	16	2	10	56	164	.402	41	15	81	14	.366	0	9	11-16	311	126	21	.954

LOB - Team (110), Opp (94). DP's turned - Team (15), Opp (8). CI - Team (0), Opp (1). IBB - Team (3), Larish 3, Opp (2).
Picked off - Buck 1.

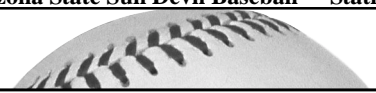
(Pac-10 games only Sorted by Earned run avg)

Player	ERA	W-L	APP	GS	CG	SHO/CBO	SV	IP	H	R	ER	BB	SO	2B	3B	HR	AB	B/Avg	WP	HBP	BK	SFA	SHA
47 Ty Marotz.....	0.00	2-0	3	0	0	0/0	0	4.2	2	0	0	1	6	1	0	0	16	.125	0	0	0	0	0
17 Seth Garrison....	0.00	0-0	2	0	0	0/0	0	0.0	3	0	0	0	0	0	0	0	3	1.000	0	0	0	0	0
34 Jason Urquidez...	3.38	1-1	5	3	0	0/0	1	24.0	24	9	9	9	18	2	0	2	91	.264	1	3	1	0	1
45 Erik Averill.....	3.86	1-0	5	3	0	0/0	0	21.0	19	13	9	4	13	4	1	3	77	.247	0	2	0	0	3
31 Kevin Dryanski...	3.86	0-0	1	0	0	0/0	0	2.1	3	1	1	0	0	0	0	1	8	.375	0	0	0	0	1
49 Brett Bordes.....	4.82	2-1	7	0	0	0/0	1	9.1	8	5	5	4	4	2	0	1	33	.242	0	2	0	0	1
40 Pat Bresnehan....	5.18	1-1	4	4	1	0/0	0	24.1	31	16	14	8	19	1	1	2	101	.307	2	3	0	0	0
50 Tony Barnette....	6.75	1-0	6	0	0	0/0	2	8.0	10	6	6	4	10	1	0	0	32	.313	0	1	0	0	1
37 Zechry Zinicola..	7.11	1-0	7	2	0	0/0	1	12.2	14	10	10	11	11	5	0	1	47	.298	1	4	0	0	2
Totals.....	4.57	9-3	12	12	1	0/0	5	106.1	114	60	54	41	81	16	2	10	408	.279	4	15	1	0	9
Opponents.....	8.07	3-9	12	12	0	0/0	1	103.2	152	107	93	53	84	31	2	8	438	.347	10	18	1	7	11

Pickoffs - Team (3), Zinicola 3, Opp (1). SBA/ATT - Gosewisch (10-12), Bresnehan (4-5), Averill (2-4), Barnette (1-2), Zinicola (2-2), Marotz (1-1), Bordes, B. (0-1), Urquidez (1-1).



Sun Devil Baseball 2005



Arizona State Sun Devil Baseball Statistics Summary

Inning-by-inning	1	2	3	4	5	6	7	8	9	EX	Total
-----	--	--	--	--	--	--	--	--	--	--	-----
Arizona State	40	48	34	40	42	39	35	37	22	5	342
Opponents	24	13	26	39	36	30	15	26	27	5	241

Win-Loss Record When

Overall.....	28-15	After 6 leading.....	22-3
Conference.....	9-3 trailing.....	1-12
Non-Conference.....	19-12 tied.....	5-0
Home games.....	18-4	After 7 leading.....	24-2
Away games.....	4-10 trailing.....	1-12
Neutral site.....	6-1 tied.....	3-1
Day games.....	13-11	After 8 leading.....	24-2
Night games.....	15-4 trailing.....	1-12
vs Left starter.....	10-9 tied.....	3-1
vs Right starter....	18-6		
1-Run games.....	7-5	Hit 0 home runs.....	10-10
2-Run games.....	5-1	... 1 home run.....	12-4
5+Run games.....	13-7	... 2+ home runs....	6-1
Extra innings.....	2-2		
Shutouts.....	2-1	Opponent 0 home runs	16-4
	 1 home run.	9-6
	 2+ HRs.....	3-5
Scoring 0-2 runs....	1-4		
..... 3-5 runs....	5-7	Made 0 errors.....	10-2
..... 6-9 runs....	6-4 1 error.....	7-5
..... 10+ runs....	16-0 2+ errors.....	11-8
Opponent 0-2 runs... 11-1			
..... 3-5 runs... 10-1		Opp. made 0 errors..	4-8
..... 6-9 runs... 5-9	 1 error...	6-6
..... 10+ runs... 2-4	 2+ errors.	18-1
Scored in 1st inning 13-3			
Opp. scored in 1st.. 8-7		Out-hit opponent....	21-2
Scores first..... 22-6		Out-hit by opponent.	5-13
Opp. scores first... 6-9		Hits are tied.....	2-0

Record when team scores:

Runs	0	1	2	3	4	5	6	7	8	9	10+
W-L	0-1	0-1	1-2	1-5	1-0	3-2	2-2	2-1	1-1	1-0	16-0

Record when opponent scores:

Runs	0	1	2	3	4	5	6	7	8	9	10+
W-L	2-0	6-0	3-1	4-0	2-1	4-0	1-1	1-4	2-2	1-2	2-4

Record when leading after:

Inn.	1	2	3	4	5	6	7	8
W-L	13-1	22-4	22-4	23-3	22-2	22-3	24-2	24-2

Record when trailing after:

Inn.	1	2	3	4	5	6	7	8
W-L	2-6	2-5	1-8	3-9	2-11	1-12	1-12	1-12

Record when tied after:

Inn.	1	2	3	4	5	6	7	8
W-L	13-8	4-6	5-3	2-3	4-2	5-0	3-1	3-1

Current winning streak : 6

Longest winning streak : 6

Longest losing streak : 6

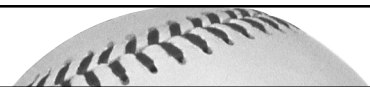
Home attendance : 60434 (22 dates avg = 2747)

Away attendance : 50832 (21 dates avg = 2420)

Total attendance: 111266 (43 dates avg = 2587)



Sun Devil Baseball 2005



Arizona State Game-by-Game – Hitting

Date	Opponent	AB	R	H	RBI	2B	3B	HR	BB	IBB	SB	CS	HBP	SAC	SF	GDP	K	PO	A	E	Avg
Jan 28, 2005	Long Beach State	36	3	11	3	1	1	0	3	0	0	1	0	0	0	1	10	27	6	3	.306
Jan 29, 2005	Long Beach State	33	8	11	6	2	1	0	5	0	2	1	0	1	1	0	4	27	7	0	.319
Jan 30, 2005	Long Beach State	35	1	9	1	3	0	0	1	0	0	0	0	0	0	0	7	27	12	1	.298
Feb 04, 2005	New Mexico State	39	12	15	10	3	1	0	6	0	4	0	0	0	1	0	8	27	10	0	.322
Feb 05, 2005	Gonzaga	37	10	14	10	4	0	0	3	0	3	0	1	0	1	0	4	27	11	4	.333
Feb 06, 2005	Oregon State	35	6	8	6	3	0	1	1	0	2	0	2	1	0	0	9	27	17	5	.316
Feb 07, 2005	New Mexico State	39	11	15	9	6	1	0	6	0	6	0	0	0	1	2	10	27	13	2	.327
Feb 12, 2005 vs	South Alabama	31	7	10	7	1	0	1	3	0	3	2	3	0	0	0	3	27	12	2	.326
Feb 12, 2005 vs	Oklahoma	34	7	12	7	2	0	1	3	0	0	1	0	0	0	2	5	27	13	1	.329
Feb 13, 2005 vs	Gonzaga	30	0	4	0	0	0	0	3	0	0	1	0	0	0	0	5	27	14	2	.312
Feb 15, 2005 at	Arizona	48	6	11	6	2	0	0	7	1	3	2	3	1	1	1	9	41	12	3	.302
Feb 18, 2005 at	Tulane	34	2	6	2	0	0	0	3	0	0	0	0	0	0	0	11	24	7	2	.292
Feb 19, 2005 at	Tulane	34	2	10	2	1	0	0	2	0	1	0	0	1	0	0	3	24	14	1	.292
Feb 20, 2005 at	Tulane	34	3	8	3	3	0	1	1	0	2	1	1	0	0	0	4	24	8	1	.289
Feb 23, 2005 at	Arizona	35	5	9	5	0	1	2	6	0	1	0	1	0	0	1	10	24	9	3	.287
Feb 25, 2005	Baylor	29	5	5	5	0	0	1	2	0	0	0	1	1	1	1	4	27	12	2	.281
Feb 26, 2005	Baylor	33	12	16	11	2	0	1	7	1	1	3	0	1	2	1	2	27	7	1	.292
Feb 27, 2005	Baylor	37	7	9	7	0	1	1	4	0	2	1	0	2	0	0	11	30	18	5	.289
Mar 04, 2005 vs	North Carolina	40	4	8	2	2	0	0	7	1	5	1	3	0	0	1	15	33	14	1	.284
Mar 05, 2005 at	East Carolina	32	10	5	7	0	0	2	7	0	1	1	0	0	0	0	8	27	9	1	.278
Mar 06, 2005 vs	Ohio State	28	3	8	3	2	0	0	6	0	4	1	0	1	0	1	6	27	16	3	.278
Mar 11, 2005 at	LSU	34	5	9	5	1	0	0	1	0	0	1	2	0	1	0	6	24	10	0	.278
Mar 12, 2005 vs	Western Illinois	49	19	23	15	6	3	3	2	0	2	0	1	0	0	2	3	27	11	1	.289
Mar 13, 2005 vs	Western Illinois	61	30	35	29	7	0	5	6	0	3	0	2	0	1	3	4	27	10	2	.309
Mar 13, 2005 at	LSU	33	3	6	3	0	0	1	2	0	1	0	0	0	0	0	2	24	7	3	.304
Mar 18, 2005	Oklahoma	34	5	10	5	2	1	1	3	2	1	1	1	0	1	0	6	27	14	1	.304
Mar 19, 2005	Oklahoma	29	5	6	3	1	1	0	4	1	3	0	2	0	1	0	4	27	17	2	.301
Mar 20, 2005	Oklahoma	33	6	9	5	2	0	2	6	3	1	0	1	0	0	0	6	27	16	0	.300
Mar 24, 2005 at	*USC	36	8	11	6	5	0	0	5	2	1	1	1	0	0	1	11	24	9	1	.300
Mar 25, 2005 at	*USC	48	17	22	14	4	1	2	4	0	0	0	3	1	1	0	8	27	12	4	.307
Mar 26, 2005 at	*USC	34	2	5	2	0	0	1	4	1	1	1	2	0	1	1	7	30	12	0	.302
Apr 01, 2005	Wright State	38	13	16	13	0	1	1	8	0	6	1	1	0	0	1	3	27	11	2	.306
Apr 02, 2005	Wright State	35	11	13	9	2	0	0	11	0	4	2	1	0	0	0	9	27	10	0	.308
Apr 03, 2005	Wright State	40	14	15	14	1	1	3	5	0	1	0	2	0	1	0	3	27	7	0	.310
Apr 09, 2005 at	*California	35	11	13	9	3	0	1	8	0	1	0	2	4	1	0	5	27	15	0	.312
Apr 09, 2005 at	*California	35	3	10	3	3	0	0	2	0	0	0	0	1	0	1	6	24	10	1	.311
Apr 10, 2005 at	*California	33	3	8	3	2	0	0	1	0	0	1	0	1	0	0	6	25	10	0	.310
Apr 15, 2005	*Stanford	34	9	12	8	2	0	1	1	0	1	2	2	0	0	0	4	27	4	0	.311
Apr 16, 2005	*Stanford	32	6	9	6	1	1	1	10	0	1	1	1	1	0	1	10	27	11	2	.310
Apr 17, 2005	*Stanford	36	10	11	9	3	0	0	6	0	4	0	1	0	0	0	8	27	12	0	.310
Apr 22, 2005	*UCLA	38	12	17	12	1	0	1	3	0	3	0	3	3	0	1	7	27	16	2	.314
Apr 23, 2005	*UCLA	39	16	18	13	5	0	0	5	0	2	1	2	0	3	0	6	27	14	0	.317
Apr 24, 2005	*UCLA	38	10	16	10	2	0	1	4	0	8	0	1	0	1	2	6	27	8	1	.320
Totals		1557	342	498	308	90	15	35	187	12	84	28	46	20	20	24	278	1161	487	65	.320



Sun Devil Baseball 2005



Arizona State Game-by-Game -- Pitching

Date	Opponent	IP	H	R	ER	BB	SO	2B	3B	HR	WP	BK	HBP	DP	IBB	Score	W-L	SV	ERA
Jan 28, 2005	Long Beach State	9.0	10	7	3	3	11	3	0	0	3	0	5	0	2	3-7	0-1	0	3.00
Jan 29, 2005	Long Beach State	9.0	13	6	6	1	9	4	1	0	1	0	0	0	0	8-6	1-1	0	4.50
Jan 30, 2005	Long Beach State	9.0	16	11	8	3	11	4	0	1	1	0	3	1	0	1-11	1-2	0	5.67
Feb 04, 2005	New Mexico State	9.0	7	0	0	0	14	1	0	0	0	0	0	1	0	12-0	2-2	0	4.25
Feb 05, 2005	Gonzaga	9.0	11	8	7	2	4	4	0	1	0	1	1	0	0	10-8	3-2	1	4.80
Feb 06, 2005	Oregon State	9.0	15	12	10	3	10	5	1	1	0	0	1	0	0	6-12	3-3	1	5.67
Feb 07, 2005	New Mexico State	9.0	9	10	7	4	6	2	1	2	2	0	2	1	0	11-10	4-3	1	5.86
Feb 12, 2005 vs	South Alabama	9.0	5	2	1	1	8	1	0	0	0	0	0	0	0	7-2	5-3	1	5.25
Feb 12, 2005 vs	Oklahoma	9.0	11	5	4	2	8	1	0	0	1	1	0	1	0	7-5	6-3	1	5.11
Feb 13, 2005 vs	Gonzaga	9.0	7	2	1	1	7	0	0	0	0	0	0	1	0	0-2	6-4	1	4.70
Feb 15, 2005 at	Arizona	13.2	12	7	6	5	13	0	1	2	0	1	0	1	0	6-7	6-5	1	4.60
Feb 18, 2005 at	Tulane	8.0	10	8	7	7	9	2	1	1	2	0	0	1	1	2-8	6-6	1	4.84
Feb 19, 2005 at	Tulane	8.0	13	7	7	3	4	2	0	0	1	0	2	1	1	2-7	6-7	1	5.04
Feb 20, 2005 at	Tulane	8.0	10	9	9	4	3	3	0	2	0	0	2	3	0	3-9	6-8	1	5.36
Feb 23, 2005 at	Arizona	8.0	16	11	9	1	4	4	1	3	0	0	1	1	1	5-11	6-9	1	5.64
Feb 25, 2005	Baylor	9.0	10	3	2	2	10	3	0	0	0	0	0	1	1	5-3	7-9	1	5.41
Feb 26, 2005	Baylor	9.0	8	4	2	2	6	3	0	1	0	1	1	1	0	12-4	8-9	1	5.21
Feb 27, 2005	Baylor	10.0	10	8	4	5	7	4	0	1	1	0	1	0	1	7-8	8-10	1	5.11
Mar 04, 2005 vs	North Carolina	11.0	3	3	3	7	14	0	0	2	0	0	1	1	0	4-3	9-10	1	4.95
Mar 05, 2005 at	East Carolina	9.0	7	3	2	5	4	2	0	1	0	0	0	2	0	10-3	10-10	1	4.80
Mar 06, 2005 vs	Ohio State	9.0	6	0	0	3	8	1	0	0	0	0	1	0	0	3-0	11-10	2	4.58
Mar 11, 2005 at	LSU	8.0	10	6	6	5	4	2	0	1	0	0	0	1	0	5-6	11-11	2	4.66
Mar 12, 2005 vs	Western Illinois	9.0	8	1	1	3	9	2	0	0	0	0	0	2	0	19-1	12-11	3	4.51
Mar 13, 2005 vs	Western Illinois	9.0	18	13	10	4	4	2	0	1	0	0	0	2	0	30-13	13-11	3	4.73
Mar 13, 2005 at	LSU	8.0	20	20	15	7	10	3	2	6	0	0	1	2	0	3-20	13-12	3	5.16
Mar 18, 2005	Oklahoma	9.0	6	4	4	4	10	1	0	0	2	0	3	1	0	5-4	14-12	3	5.12
Mar 19, 2005	Oklahoma	9.0	5	1	0	2	7	0	0	0	0	0	0	0	0	5-1	15-12	3	4.93
Mar 20, 2005	Oklahoma	9.0	9	5	5	5	8	1	0	0	0	0	2	1	0	6-5	16-12	4	4.93
Mar 24, 2005 at	*USC	8.0	10	9	9	9	6	0	1	0	0	0	3	1	0	8-9	16-13	4	5.09
Mar 25, 2005 at	*USC	9.0	4	1	0	2	5	0	0	0	1	0	1	1	0	17-1	17-13	4	4.92
Mar 26, 2005 at	*USC	10.0	8	1	1	3	2	2	0	1	0	0	1	1	1	2-1	18-13	5	4.78
Apr 01, 2005	Wright State	9.0	11	1	0	1	6	1	0	0	0	0	2	3	0	13-1	19-13	5	4.63
Apr 02, 2005	Wright State	9.0	7	3	3	1	12	2	0	0	0	0	0	0	0	11-3	20-13	5	4.58
Apr 03, 2005	Wright State	9.0	5	1	1	2	11	1	0	0	1	0	0	0	0	14-1	21-13	5	4.48
Apr 09, 2005 at	*California	9.0	12	7	7	4	6	5	0	2	0	0	3	1	0	11-7	22-13	5	4.55
Apr 09, 2005 at	*California	8.0	15	7	6	3	4	0	0	2	1	0	1	2	0	3-7	22-14	5	4.60
Apr 10, 2005 at	*California	8.1	9	4	4	4	7	1	0	1	0	0	1	1	1	3-4	22-15	5	4.59
Apr 15, 2005	*Stanford	9.0	5	2	2	2	7	2	0	1	0	0	1	0	0	9-2	23-15	5	4.53
Apr 16, 2005	*Stanford	9.0	9	5	5	1	10	2	0	0	1	1	2	2	0	6-5	24-15	5	4.54
Apr 17, 2005	*Stanford	9.0	17	9	9	3	6	2	0	1	1	0	0	2	0	10-9	25-15	6	4.65
Apr 22, 2005	*UCLA	9.0	7	5	1	1	9	1	0	1	0	0	0	2	0	12-5	26-15	7	4.56
Apr 23, 2005	*UCLA	9.0	7	2	2	3	9	0	0	1	0	0	0	1	0	16-2	27-15	8	4.50
Apr 24, 2005	*UCLA	9.0	11	8	8	6	10	1	1	0	0	0	2	1	0	10-8	28-15	9	4.58
Totals		387.0	422	241	197	139	332	80	10	36	19	5	44	44	9	342-241	28-15	9	4.58

* = Pac-10 game



Sun Devil Baseball 2005

Home Runs and Misc. Hitting Breakdown:

Player	Multi-Hit Games					Multi RBI	HR Total	Home Run Breakdown						Last Home Run
	Total	2	3	4	5+			H	A	Solo	2	3	GS	
Vinny Biancamano	1	0	1	0	0	1	0	0	0	0	0	0	0	None
Travis Buck	24 (68)	15	5	3	1	8 (32)	3 (16)	3	0	1	1	0	1	4/16/05 vs. Stanford
DJ Butler	0	0	0	0	0	0	0	0	0	0	0	0	0	None
Colin Curtis	18 (33)	13	4	1	0	9 (18)	1 (6)	0	1	0	1	0	0	3/25/05 at USC
Seth Dhaenens	11 (17)	8	3	0	0	4 (5)	2 (2)	1	1	0	2	0	0	4/1/05 vs. Wright State
Willy Fox	4	2	1	1	0	6	4	2	2	0	3	1	0	3/13/05 vs. Western Illinois
Tuffy Gosewisch	16 (52)	10	4	0	1	14 (39)	6 (10)	3	3	2	4	0	0	4/22/05 vs. UCLA
Joey Hooft	11	10	1	0	0	7	1 (6)	0	1	1	0	0	0	4/9/05 at California (Gm 1)
Rocky Laguna	11	7	4	0	0	6	1	1	0	0	0	1	0	4/3/05 vs. Wright State
Jeff Landry	0	0	0	0	0	0	0	0	0	0	0	0	0	None
Jeff Larish	16 (77)	13	1	2	0	13 (57)	15 (43)	4	11	6	5	4	0	4/24/05 vs. UCLA
Joe Persichina	4 (17)	4	0	0	0	2 (6)	1 (2)	1	0	1	0	0	0	4/3/05 vs. Wright State
Andrew Romine	6	4	1	0	1	3	0	0	0	0	0	0	0	None
J.J. Sferra	13	11	1	1	0	4	0	0	0	0	0	0	0	None
Austin Stockfisch	2	2	0	0	0	0	0	0	0	0	0	0	0	None
Eric Williams	0	0	0	0	0	0	0	0	0	0	0	0	0	None
Zechry Zinicola	5 (12)	4	0	0	0	4 (10)	1 (4)	0	1	0	1	0	0	3/12/05 vs. Western Illinois
Team Totals	142	105	26	8	3	82	35	15	20	11	17	6	1	Larish (4/24 vs. UCLA)

(career in parenthesis)

Lineup Card - Record Breakdown:

- 1 - Curtis (8-3), Hooft (2-2), Buck (0-4), Sferra (4-3), Laguna (14-2), Landry (0-1)
- 2 - Buck (23-7), Hooft (5-6), Gosewisch (0-1), Curtis (0-1)
- 3 - Buck (5-4), Gosewisch (12-3), Larish (4-2), Hooft (0-1), Curtis (7-5)
- 4 - Larish (20-9), Zinicola (1-1), Curtis (1-1), Gosewisch (5-4), Fox (0-1)
- 5 - Gosewisch (9-5), Curtis (12-5), Zinicola (1-1), Larish (3-1), Persichina (0-2), Fox (1-1), Dhaenens (1-0), Urquidez (1-0)
- 6 - Biancamano (0-2), Persichina (2-2), Gosewisch (2-1), Zinicola (1-2), Laguna (4-2), Hooft (8-2), Fox (6-2), Sogard (1-0), Larish (1-1), Dhaenens (3-1)
- 7 - Persichina (3-2), Hooft (5-1), Biancamano (4-3), Zinicola (1-2), Larish (0-2), Gosewisch (0-1), Sogard (0-1), Landry (2-0), Butler (3-0), Laguna (0-1), Dhaenens (9-2), Averill (1-0)
- 8 - Romine (10-7), Zinicola (1-1), Fox (0-1), Laguna (1-1), Sferra (8-0), Persichina (5-4), Dhaenens (2-0), Biancamano (0-1), Landry (1-0)
- 9 - Sferra (10-8), Romine (13-6), G. Bordes (2-0), Persichina (3-1)

Starters By Position Breakdown:

- C** - Gosewisch (43)
1B - Larish (35), Persichina (5), Zinicola (3)
2B - Dhaenens (18), Persichina (12), Biancamano (7), Hooft (4), G. Bordes (2),
3B - Hooft (21), Buck (12), Larish (3), Landry (3), Biancamano (2), Sogard (2)
SS - Romine (36), Persichina (7)
LF - Curtis (33), Larish (5), Butler (2), Sferra (1), Hooft (1), Laguna (1)
CF - Sferra (32), Curtis (9), Buck (2)
RF - Buck (29), Laguna (14)
DH - Fox (13), Laguna (10), Zinicola (8), Hooft (6), Biancamano (1), Curtis (1), Averill (1), Urquidez (1)
P - Averill (12), Bresnehan (10), Zinicola (8), Urquidez (8), Barnette (3), Bordes (2), Marotz (1)

Attendance

Home attendance: 60,434 (2,747 avg. - 22 dates)
Away attendance: 50,832 (2,420 avg. - 21 dates)
Total attendance: 111,266 (2,587 avg. - 43 dates)

Sun Devils Record When They Score:

Runs	0	1	2	3	4	5	6	7	8	9	10+
W-L	0-1	0-1	1-2	1-5	1-0	3-1	2-2	2-1	1-1	1-0	16-0

Sun Devils Record When Opponent Scores:

Runs	0	1	2	3	4	5	6	7	8	9	10+
W-L	2-0	6-0	2-1	4-0	2-1	5-0	1-1	1-4	2-2	1-2	2-4

Score By Innings In All Games:

Inning	1	2	3	4	5	6	7	8	9	Ex	Total
ASU	40	48	34	40	42	39	35	37	22	5	342
Opp.	24	13	26	39	36	30	15	26	27	5	241

Hitting Streaks:

Player	2005 Longest	Career Long	Current Streak
Vinny Biancamano	2	2	1
Greg Bordes	1	1	1
Travis Buck	9	16	7
DJ Butler	1	1	0
Colin Curtis	9	9	1
Seth Dhaenens	12	12	12
Willy Fox	4	4	2
Tuffy Gosewisch	11	11	6
Joey Hooft	7	7	7
Rocky Laguna	9	9	0
Jeff Landry	1	1	1
Jeff Larish	5	17	4
Joe Persichina	4	4	1
Andrew Romine	5	5	0
J.J. Sferra	7	7	3
Eric Sogard	1	1	1
Austin Stockfisch	5	5	5
Eric Williams	1	1	0
Zechry Zinicola	6	6	2



Sun Devil Baseball 2005

Sun Devil Baseball's Record When...

(Through 43 games of 2005 Season)

Overall	28-15
at Packard Stadium	18-4
Playing on the Road	4-10
at Neutral Site	6-1
Day Games	13-11
Night Games	15-4

Scoring 0-4 Runs	3-9
Scoring 5-9 Runs	9-6
Scoring 10-19 Runs	15-0
Scoring 20+ Runs	1-0

Opp. 5 or less runs	21-2
Opp. 6 or more runs	7-13

ASU Scores First	22-6
Opp. Scores First	6-9
Scoring in 1st Inning	13-3

Leading After 6 Innings	22-3
Trailing After 6 Innings	1-12
Tied After 6 Innings	6-0

Leading After 7 Innings	24-2
Trailing After 7 Innings	1-12
Tied After 7 Innings	3-1

Leading After 8 Innings	24-2
Trailing After 8 Innings	1-12
Tied After 8 Innings	3-1

Last At-Bat Wins	5
After a Win	19-8
After a Loss	9-6

Collecting 1-3 Hits	0-0
Collecting 4-6 Hits	4-3
Collecting 7-9 Hits	4-7
Collecting 10+ Hits	16-5
Collecting 20+ Hits	3-0

Out-Hitting Opponent	21-2
Out-Hit by Opponent	5-13
Hits are Tied	2-0

ASU is Errorless	10-2
ASU Makes 1 Error	7-5
ASU Makes 2+ Errors	11-8

ASU Starter Gets Decision	13-11
Bullpen Gets Decision	15-4

ASU Hits 0 Home Runs	10-10
ASU Hits 1 Home Run	12-4
ASU Hits Multiple HR	6-1

vs. LHP Starters	10-9
vs. RHP Starters	17-6

In Extra Innings	2-2
Doubleheaders	1-1

vs. Non-Conference	19-12
Non-Conference Home	12-4
Non-Conference Away	1-7
Non-Conference Neutral	6-1

vs. Pac-10 (League Games Only)	9-3
Pac-10 Home	6-0
Pac-10 Away	3-3

vs. Ranked Opponents*	9-11
vs. Top 10 Opponents*	3-8
vs. Unranked Teams*	19-4

*Top 25 ranking at time played.

VS. PAC-10 SCHOOLS

Arizona	0-2
California	1-2
Oregon State	0-1
Stanford	3-0
UCLA	3-0
USC	2-1
Washington	0-0
Washington State	0-0
Overall vs. Pac-10	9-6

DAYS OF THE WEEK

Monday	1-0
Tuesday	0-1
Wednesday	0-1
Thursday	0-1
Friday	8-3
Saturday	13-2
Sunday	6-7

MONTHS OF THE YEAR

January	1-2
February	7-8
March	10-3
April	10-2
May	0-0
June	0-0

UNIFORMS

Old School	12-4
White Home	11-1
Gray Sleeveless	1-3
Gray 'Old School'	3-3
Maroon BP	1-4
Black Shoes	13-10
White Shoes	15-5
Esmay Wears Batting Gloves	3-0

PITCHING

Averill Starts	8-4
Urquidez Starts	7-1
Bresnehan Starts	7-3
Zinicola Starts	4-3
Marotz Starts	1-0
Barnette Starts	1-2
Bordes Starts	0-2

Starter Goes Less Than 5	6-10
Starter Goes 5+	22-5

MISC. HITTING

Larish Records Hit	20-11
Larish Hits HR	10-2
Buck Records Hit	26-9
Buck Mult-Hit Game	20-4
TV Games	5-0
Radio Games	16-10

Longest Win Streak	6 - 2x
Longest Losing Streak	6
Last Five Games	5-0
Last 10 Games	8-2
Last 15 Games	12-3
Last 20 Games	16-4
Current Streak	Won 6

Largest Winning Margin	18
Largest Losing Margin	17

vs. Teams .500 or better	17-13
vs. Teams worse than .500	10-1

LEADING OFF

Laguna Leads Off	14-2
Curtis Leads Off	8-3
Sferra Leads Off	4-3
Buck Leads Off	0-4
Hooft Leads Off	2-2
Landry Leads Off	0-1



Sun Devil Baseball 2005

Sun Devil Baseball Team and Player Superlatives

(2005 Season and Player Superlatives -- through 43 games)

Arizona State Team Superlatives

TEAM BATTING

Most At-Bats:	61	W. Illinois (3/13)
Fewest At-Bats:	28	Ohio State (3/6)
Most Runs (Game):	30	W. Illinois (3/13)
Most Runs (Inning):	15 (9th)	W. Illinois (3/13)
Most Runs (1st Inning):	5	East Carolina (3/5)
Fewest Runs (Game):	0	Gonzaga (2/13)
Most Hits (Game):	35	W. Illinois (3/13)
Fewest Hits (Game):	4	Gonzaga (2/13)
RBI:	29	W. Illinois (3/13)
Doubles:	7	W. Illinois (3/13)
Triples:	3	W. Illinois (3/12)
Home Runs:	5	W. Illinois (3/13)
Total Bases:	57	W. Illinois (3/13)
Walks:	11	Wright State (4/2)
Most Strikeouts:	15	North Carolina (3/4)
Fewest Strikeouts:	2	Baylor (2/26)
Sacrifice Bunts:	4	California - 1 (4/9)
Sacrifice Flies:	3	UCLA (4/23)
Stolen Bases:	8	UCLA (4/24)
Left on Base:	14 - 2x	USC (3/25)
Hit into DP:	3	W. Illinois (3/13)
Hit by Pitches:	3 - 2x	California - 1 (4/9)

TEAM FIELDING

Most Putouts:	41	Arizona (2/15)
Most Assists:	18	Baylor (2/27)
Most Errors:	5 - 2x	Baylor (2/27)
DPs Turned:	3 - 2x	Wright State (4/1)

TEAM PITCHING

Most Runs Allowed:	20	LSU (3/13)
Fewest Runs Allowed:	0 - 2x	Ohio State (3/6)
Most Hits Allowed:	20	LSU (3/13)
Fewest Hits Allowed:	3	North Carolina (3/4)
Most Strikeouts:	14 - 2x	North Carolina (3/4)
Fewest Strikeouts:	4	Gonzaga (2/5)
Most Walks:	9	USC (3/24)
Fewest Walks:	0	NMSU (2/4)
Hit-by-Pitches:	5	LBSU (1/28)
Wild Pitchers:	3	LBSU (1/28)
Balks:	1 - 4x	Baylor (2/26)
Home Runs Allowed:	6	LSU (3/13)
Most Pitchers Used:	7	Arizona (2/23)

MISCELLANEOUS

Consecutive Wins:	6	
Consecutive Losses:	6	
Home Wins In a Row:	12	
Road Wins In a Row:	3	
Longest Game:	5:13	Arizona (2/15)
Shortest Game:	2:15	Gonzaga (2/13)
Most Innings:	14	Arizona (2/15)
Largest Home Attendance:	4,783	LBSU (1/28)
Largest Road Attendance:	7,435	Tulane (2/19)
Largest 3-Game Home Attendance:	10,532	LBSU

Arizona State Player Superlatives

INDIVIDUAL BATTING

At-Bats:	8	Buck/Curtis (W. Illinois; 3/13)
Runs:	6	Larish (W. Illinois; 3/13)
Hits:	6	Buck (W. Illinois; 3/13)
RBIs:	6	Dhaenens (W. Illinois; 3/13)
Doubles:	3	Gosewisch (NMSU; 2/7)
Triples:	2	Buck (W. Illinois; 3/12)
Home Runs:	2 - 3x	Larish (W. Illinois; 3/13)
Grand Slams:	1	Buck (Baylor; 2/25)
Total Bases:	10 - 2x	(W. Illinois; 3/13)
Walks:	4	Curtis (North Carolina; 3/4)
Strikeouts:	4	Larish (North Carolina; 3/4)
Hit By Pitch:	1	Several Players
Sacrifice Flies:	1 - 14x	Several Players
Sacrifice Bunts:	2	Romine (Oregon State; 2/6)
Stolen Bases:	4	Laguna (NMSU; 2/7)
Caught Stealing:	1 - 23x	Several Players
Runners LOB:	6 - 3x	Gosewisch (Oklahoma; 3/18)

INDIVIDUAL FIELDING

Putouts:	16	Larish (Gonzaga; 2/13)
Assists (INF):	7 - 2x	Persichina (Cal - 1; 4/9)
Assists (OF):	1 - 4x	Buck (STAN; 4/17)
Errors:	3	Landry (LSU; 3/13)
Passed Balls:	None	None

INDIVIDUAL PITCHING

Innings Pitched:	9.0 - 3x	Averill (Oklahoma; 3/19)
Runs Allowed:	9 - 2x	Urquidez (LSU; 3/13)
Walks:	6	Urquidez (Tulane; 2/18)
Strikeouts:	14	Averill (NMSU; 2/4)
Hits Allowed (S):	10 - 2x	Bresnehan (Cal - 2; 4/9)
Fewest Hits (S):	2	Bresnehan (Baylor; 2/26)
Wild Pitches:	2 - 3x	Zinicola (Oklahoma; 3/18)
Hit Batters:	3	Zinicola (Oklahoma; 3/18)
Balks:	1 - 4x	Garrison (Baylor; 2/26)

Runners in Scoring Position

Player	Avg	AB	H	RBI
Austin Stockfisch...	1.000	3	3	2
Seth Dhaenens.....	.500	30	15	21
Rocky Laguna.....	.417	36	15	22
Colin Curtis.....	.403	62	25	29
Tuffy Gosewisch.....	.364	66	24	38
Travis Buck.....	.356	59	21	30
Willy Fox.....	.348	23	8	15
Joey Hooft.....	.342	38	13	21
Zechry Zinicola.....	.333	21	7	8
J.J. Sferra.....	.326	43	14	15
Andrew Romine.....	.306	49	15	16
Jeff Larish.....	.298	57	17	31
Eric Sogard.....	.286	7	2	2
DJ Butler.....	.250	4	1	1
Joe Persichina.....	.188	32	6	12
Vinny Biancamano.....	.133	15	2	2
Totals.....	.340	553	188	266

Bases Loaded

Player	Avg	AB	H	RBI
Seth Dhaenens.....	1.000	2	2	6
Joey Hooft.....	.500	2	1	6
Andrew Romine.....	.500	2	1	2
Eric Sogard.....	.500	2	1	1
Travis Buck.....	.286	7	2	10
Willy Fox.....	.250	4	1	3
Joe Persichina.....	.250	4	1	4
Colin Curtis.....	.200	5	1	5
Tuffy Gosewisch.....	.143	7	1	3
Rocky Laguna.....	.000	4	0	2
Totals.....	.239	46	11	47



Sun Devil Baseball 2005

Games With At Least One Hit

Biancamano	7 of 22 games
Buck	35 of 43 games
Butler	2 of 12 games
Curtis	32 of 43 games
Dhaenens	18 of 30 games
Fox	12 of 25 games
Gosewisch	33 of 43 games
Hoofit	24 of 32 games
Laguna	18 of 34 games
Larish	32 of 43 games
Persichina	17 of 36 games
Romine	21 of 37 games
Sferra	25 of 37 games
Sogard	3 of 11 games
Stockfisch	5 of 6 games
Zinicola	15 of 22 games

Games With An RBI

Biancamano	2 of 22 games
Buck	20 of 43 games
Butler	1 of 12 games
Curtis	18 of 43 games
Dhaenens	12 of 30 games
Fox	9 of 25 games
Gosewisch	27 of 43 games
Hoofit	15 of 31 games
Laguna	16 of 34 games
Larish	20 of 43 games
Persichina	10 of 37 games
Romine	11 of 37 games
Sferra	11 of 37 games
Sogard	2 of 11 games
Stockfisch	2 of 6 games
Zinicola	6 of 22 games

*may reflect walk with an RBI

Extra Base Hits

Larish	29
Buck	23
Gosewisch	18
Laguna	13
Curtis	10
Fox	8
Hoofit	8
Persichina	7
Romine	6
Dhaenens	5
Sferra	5
Zinicola	4
Biancamano	2
G. Bordes	1
Butler	0

Home Run Breakdown

Total Home Runs	35
Solo Home Runs	11
2-Run Home Runs	17
3-Run Home Runs	6
Grand Slams	1
Back-to-Back	0
First Inning	5
Second Inning	2
Third Inning	3
Fourth Inning	8
Fifth Inning	4
Sixth Inning	3
Seventh Inning	4
Eighth Inning	1
Ninth Inning	5
Tenth or later	0
Pinch-Hit Home Runs	0
vs. RHP	18
vs. LHP	17
0-outs	12
1-outs	13
2-outs	10

Breaking Down the Bullpen:

2005 Season Bullpen Stats							1st Batters								
Pitcher	G	W-L-S	ERA	IP	H	R-ER	RI/S	Retired/Faced	Last Relief App.	IP	H	R	ER	BB	SO
Andes	3	0-0-0	0.00	2.0	2	0-0	3/0	1/3	3/11 at LSU	0.1	1	0	0	2	0
Averill	2	0-0-0	15.43	2.1	2	4-4	0/0	2/2	4/17 vs. STAN	0.1	0	0	0	0	0
Barnette	20	3-0-2	6.75	32.0	39	27-24	21/7	11/20	4/24 vs. UCLA (S)	0.1	0	0	0	0	1
Bordes	19	3-1-1	3.57	35.1	29	14-14	26/11	15/19	4/17 vs. STAN	1.0	1	0	0	0	0
Bresnehan	6	0-0-0	2.08	13.0	14	3-3	7/4	3/6	2/23 at Arizona	1.0	3	1	1	0	2
Dryanski	8	0-0-0	3.07	14.2	17	7-5	5/3	3/8	4/9 at Cal - 2	2.1	3	1	1	0	0
Garrison	8	0-0-1	9.00	9.0	13	9-9	8/4	5/8	4/9 at Cal - 2	0.0	1	0	0	0	0
Marotz	8	2-1-0	3.18	11.1	13	5-4	4/0	6/8	4/22 vs. UCLA (w)	1.0	0	0	0	0	1
Satow	2	1-0-0	7.71	7.0	11	9-6	0/0	0/2	4/1 vs. WSU	2.0	2	0	0	1	0
Urquidez	10	3-2-2	3.38	24.0	19	14-9	10/5	5/10	4/17 vs. STAN (S)	1.1	1	0	0	0	1
Zinicola	10	3-0-2	5.74	15.2	12	13-10	10/4	7/10	4/24 vs. UCLA (w)	3.0	1	2	2	5	3

RI = Runners Inherited S = Runners Scored

Charting The Bullpen:

Opponent	Date	W-L-S	Pitchers	Inn.	IP	H	R-ER	BB	SO
LBSU	1/28	---	Bresnehan/Barnette/Zinicola/Dryanski	5th	5.0	1	3-0	3	5
LBSU	1/29	W	Marotz/Zinicola	6th	4.0	3	1-1	0	5
LBSU	1/30	---	Barnette/Bresnehan/Garrison/Andes	5th	5.0	10	8-8	3	7
Gonzaga	2/5	S	Barnette/Zinicola	8th	2.0	5	3-3	1	0
Oregon St.	2/6	---	Barnette/Bresnehan	5th	4.2	9	6-6	1	8
NMSU	2/7	W	Barnette/Zinicola	6th	3.1	3	7-4	4	3
Oklahoma	2/12	W	Bresnehan/Barnette	6th	3.2	2	0-0	1	5
Gonzaga	2/13	---	Bordes	5th	4.2	3	0-0	0	3
Arizona	2/15	L	Bordes/Bresnehan/Marotz	6th	8.1	7	5-5	3	10
Tulane	2/18	---	Dryanski	6th	3.0	4	1-1	1	2
Tulane	2/19	---	Bordes/Marotz/Garrison	6th	3.0	5	2-2	2	3
Tulane	2/20	---	Barnette/Bordes/Urquidez	4th	5.0	6	4-4	2	2
Arizona	2/23	---	Dryanski/Bresnehan/Bordes/Urquidez/Marotz/Garrison	2nd	6.1	11	6-6	1	3
Baylor	2/25	W	Urquidez	7th	3.0	1	0-0	2	4
Baylor	2/26	W	Bordes/Garrison/Barnette/Andes	5th	5.0	6	2-2	1	4
Baylor	2/27	L	Urquidez/Barnette/Bordes	6th	5.0	4	4-0	4	3
N. Carolina	3/4	W	Urquidez	6th	5.1	0	0-0	3	9
E. Carolina	3/5	---	Barnette	7th	2.2	1	0-0	1	1
Ohio State	3/6	S	Bordes	7th	3.0	1	0-0	1	4
LSU	3/11	---	Bordes/Andres/Dryanski	4th	4.2	3	0-0	2	3
W. Illinois	3/12	S	Garrison	6th	4.0	1	0-0	2	5
W. Illinois	3/13	W	Bordes/Satow/Dryanski	2nd	7.1	11	9-6	3	2
LSU	3/13	---	Urquidez/Barnette/Dryanski	1st	7.2	16	16-13	4	10
Oklahoma	3/18	W	Barnette/Urquidez	6th	4.0	4	0-0	0	5
Oklahoma	3/20	W/S	Bordes/Barnette/Urquidez	4th	6.0	7	2-2	3	4
USC	3/24	L	Averill/Bordes/Garrison/Barnette/Marotz	3rd	6.0	8	9-9	8	5
USC	3/26	W/S	Bordes/Zinicola	9th	2.0	2	0-0	1	1
Wright State	4/1	---	Marotz/Satow	6th	4.0	6	1-0	1	1
Wright State	4/2	---	Barnette/Garrison	6th	4.0	2	1-1	1	5
Wright State	4/3	---	Zinicola/Dryanski/Bordes	5th	5.0	2	0-0	0	4
California - 1	4/9	W	Bordes/Barnette	4th	5.1	6	3-3	1	3
California - 2	4/9	---	Garrison/Bordes/Dryanski	6th	2.1	5	1-1	0	0
California	4/10	L	Urquidez	6th	2.2	3	2-2	4	3
Stanford	4/15	---	Zinicola	9th	1.0	0	0-0	1	2
Stanford	4/16	W	Bordes/Barnette/Zinicola/Marotz	7th	3.0	1	1-1	1	2
Stanford	4/17	W/S	Bordes/Barnette/Averill/Zinicola/Urquidez	5th	5.0	10	6-6	1	2
UCLA	4/22	W/S	Marotz/Barnette	6th	4.0	1	0-0	0	5
UCLA	4/23	S	Bordes	7th	3.0	1	0-0	0	4
UCLA	4/24	W/S	Zinicola/Barnette	6th	3.1	1	2-2	5	4

Starters vs. The Bullpen

		W-L	IP	H	R	ER	BB	SO
Starting Pitchers	4.57 ERA	13-11	220.2	250	136	112	67	180
Relief Pitchers	4.60 ERA	14-4-9	166.1	172	105	85	72	152



Sun Devil Baseball 2005

Sun Devil Pitchers – Career Game-by-Game

Seth Garrison • RHP • #17

2005	Opp	S/R	W/L	IP	H	R	ER	BB-SO
1/30	LBSU (#14)	R	---	1.1	4	5	5	2-2
2/19	Tulane (#1)	R	---	1.0	0	0	0	0-2
2/23	Arizona (#7)	R	---	0.1	2	2	2	1-0
2/26	Baylor (#8)	R	---	0.1	2	1	1	0-1
3/12	WU	R	S	4.0	1	0	0	2-5
3/24	USC (#21)	R	---	0.0	1	0	0	0-0
4/2	Wright St.	R	---	2.0	2	1	1	0-3
4/9	Cal - 2	R	---	0.0	1	0	0	0-0
Season Totals		8	0-0-1	9.0	13	9	9	5-13

Quentin Andes • RHP • #21

2005	Opp	S/R	W/L	IP	H	R	ER	BB-SO
1/30	LBSU (#14)	R	---	0.2	0	0	0	0-0
2/26	Baylor (#8)	R	---	1.0	1	0	0	0-1
3/11	LSU (#5)	R	---	0.1	1	0	0	0-2
Season Totals		3	0-0	2.0	2	0	0	0-3

2004	Opp	S/R	W/L	IP	H	R	ER	BB-SO
2/8	FSU (#18)	R	S	2.1	1	0	0	2-4
2/15	OKLA	R	---	1.1	1	1	1	1-1
2/27	UConn	R	---	1.0	1	1	1	3-2
3/5	ECU (#18)	R	W	0.2	1	0	0	0-0
3/7	ECU (#18)	R	W	1.2	2	1	1	1-2
3/13	Tulane (#11)	R	---	2.2	1	0	0	1-1
3/16	Okla. State	R	W	3.0	2	0	0	0-2
3/19	Cal	R	L	1.1	3	2	2	0-1
3/27	Washington	R	S	3.0	1	0	0	0-3
3/28	Washington	R	---	0.1	2	2	2	0-0
4/3	USC	R	---	0.0	2	1	1	1-0
4/4	USC	R	---	0.1	4	3	3	0-0
4/8	ORU (#24)	R	---	0.0	0	0	0	2-0
4/27	Wichita St.	R	---	1.1	2	1	1	0-1
5/4	NMSU	R	---	1.2	0	0	0	0-4
5/16	Oregon St.	R	---	1.0	2	1	1	1-1
5/19	NMSU	R	W	2.2	2	1	1	2-3
5/23	Arizona	R	---	0.0	3	2	2	1-0
5/28	Stanford	R	---	4.0	2	0	0	1-2
5/30	Stanford	R	W	1.0	1	0	0	2-0
6/5	CSF (#9)	R	---	2.1	0	0	0	0-0
Season Totals		20	5-1-2	31.2	32	17	16	18-27

Kevin Dryanski • RHP • #31

2005	Opp	S/R	W/L	IP	H	R	ER	BB-SO
1/28	LBSU (#14)	R	---	1.0	0	2	0	0-0
2/18	Tulane (#1)	R	---	3.0	4	1	1	1-2
2/23	Arizona (#7)	R	---	2.1	5	2	2	0-1
3/11	LSU (#5)	R	---	2.0	1	0	0	0-0
3/13	WU	R	---	1.0	1	0	0	0-1
3/13	LSU (#5)	R	---	2.0	3	1	1	1-2
4/3	Wright St.	R	---	1.0	0	0	0	0-0
4/9	Cal - 2	R	---	2.1	3	1	1	0-0
Season Totals		8	0-0	14.2	17	7	5	2-6

Jason Urquidez • RHP • #34

2005	Opp	S/R	W/L	IP	H	R	ER	BB-SO
1/29	LBSU (#14)	S	---	5.0	10	5	5	1-4
2/5	Gonzaga	S	W	7.0	6	5	4	1-4
2/12	Oklahoma	S	---	5.1	9	5	4	1-3
2/18	Tulane (#1)	S	L	5.0	7	6	6	6-7
2/20	Tulane (#1)	R	---	0.1	1	0	0	0-1
2/23	Arizona (#7)	R	---	1.0	0	0	0	0-0
2/25	Baylor (#8)	R	W	3.0	1	0	0	2-4
2/27	Baylor (#8)	R	L	4.1	2	3	0	3-2
3/4	UNC (#4)	R	W	5.1	0	0	0	3-9
3/13	LSU (#5)	R	---	2.2	7	9	7	2-2
3/18	Oklahoma	R	W	1.1	2	0	0	0-1
3/20	Oklahoma	R	S	2.0	2	0	0	1-2
3/26	USC (#21)	S	---	8.0	6	1	1	2-1
4/3	Wright St.	S	W	4.0	3	1	1	2-7
4/10	California	R	L	2.2	3	2	2	4-3
4/16	Stanford (#14)	S	---	6.0	8	4	4	0-8
4/17	Stanford (#14)	R	S	1.1	1	0	0	0-1
4/23	UCLA	S	W	6.0	6	2	2	3-5
Season Totals		18	6-3-2	70.1	74	43	36	31-64

2004	Opp	S/R	W/L	IP	H	R	ER	BB-SO
2/8	FSU (#18)	S	W	5.0	6	1	1	3-9
2/14	Utah	S	W	6.0	3	0	0	2-7
2/22	Rice (#1)	S	W	9.0	3	1	1	2-7
2/29	UConn	S	W	3.0	3	1	1	1-1
3/6	ECU (#18)	S	W	7.0	5	4	3	3-4
3/12	Tulane (#11)	S	W	5.2	4	1	1	5-5
3/20	California	S	L	1.1	4	3	3	2-0
3/26	Washington	S	L	4.1	5	5	3	4-6
4/2	USC	S	W	8.1	7	3	3	6-7
4/9	ORU (#24)	S	W	7.0	5	1	1	2-6
4/17	UCLA	S	---	4.0	8	3	3	0-2
4/24	WSU	S	---	6.1	7	2	2	1-4
4/27	Wichita St.	R	---	1.0	1	1	1	2-1
4/28	Wichita St.	R	---	1.1	3	2	2	1-2
5/3	NMSU	S	W	5.0	2	1	1	2-7
5/15	Oregon St.	S	W	8.1	9	1	1	2-12
5/22	Arizona	S	W	7.1	3	2	2	4-9
5/29	Stanford (#2)	S	L	2.1	6	5	5	2-1
6/5	Minnesota	S	W	5.1	6	3	3	3-4
Season Totals		19	12-3	97.2	90	40	37	47-94

Zechry Zinicola • RHP • #37

2005	Opp	S/R	W/L	IP	H	R	ER	BB-SO
1/28	LBSU (#14)	R	---	0.1	0	0	0	1-1
1/29	LBSU (#14)	R	W	1.1	1	0	0	0-1
2/5	Gonzaga	R	S	1.0	1	0	0	0-0
2/7	NMSU	R	W	3.0	3	7	4	4-3
2/13	Gonzaga	S	L	4.1	3	2	0	1-4
2/23	Baylor (#8)	S	---	6.0	9	3	2	0-6
3/4	UNC (#4)	S	---	5.2	3	3	3	4-5
3/11	LSU (#5)	S	L	3.1	7	6	6	3-1
3/18	Oklahoma	S	---	5.0	2	4	4	4-5
3/24	USC (#21)	S	---	2.0	2	0	0	1-1
3/26	USC (#21)	R	S	1.0	0	0	0	1-1
4/3	Wright St.	R	---	3.0	1	0	0	0-3
4/9	Cal - 1	S	---	3.2	6	4	4	3-3
4/15	Stanford (#14)	R	---	1.0	0	0	0	1-2
4/16	Stanford (#14)	R	---	0.2	0	0	0	0-0
4/17	Stanford (#14)	R	---	1.1	5	4	4	0-1
4/24	UCLA	R	W	3.0	1	2	2	5-3
Season Totals		17	3-2-2	45.2	34	35	29	28-40

2004	Opp	S/R	W/L	IP	H	R	ER	BB-SO
2/6	FSU (#18)	R	W	2.0	1	0	0	1-2
2/16	Gonzaga	R	S	2.0	3	0	0	0-4
2/20	Lamar	R	L	1.0	2	2	2	1-1
2/29	UConn	R	---	2.0	4	3	2	2-2
3/7	ECU (#18)	S	---	3.0	1	0	0	1-3
3/17	Okla. State	S	---	2.0	4	3	3	2-2
3/21	California	S	W	7.0	6	2	2	1-5
3/28	Washington	S	---	4.0	3	2	1	1-3
4/3	USC	R	---	3.1	4	5	5	1-2
4/8	ORU (#24)	R	---	2.0	1	0	0	0-0
4/9	ORU (#24)	R	---	2.0	1	0	0	1-2
4/12	Arizona	R	S	1.2	2	0	0	0-5
4/17	UCLA	R	W	1.1	0	0	0	0-2
4/18	UCLA	R	L	3.0	5	2	2	0-3
4/24	WSU	R	W	2.2	1	0	0	0-3
4/27	Wichita St.	R	S	1.0	2	0	0	0-1
4/28	Wichita St.	R	S	1.1	2	0	0	0-1
5/4	NMSU	R	---	1.0	1	0	0	0-0
5/14	Oregon St.	R	S	2.0	0	0	0	1-4
5/15	Oregon St.	R	S	0.2	1	0	0	0-0
5/22	Arizona	R	---	1.2	1	0	0	2-1
5/23	Arizona	R	---	0.2	2	3	3	1-1
5/30	Stanford (#2)	R	S	4.2	2	0	0	2-4
6/4	Pepperdine	R	S	3.2	4	1	1	0-1
6/5	Minnesota	R	S	3.2	4	1	1	3-4
Season Totals		25	4-2-8	56.1	52	24	21	20-57

Pat Bresnehan • RHP • #40

2005	Opp	S/R	W/L	IP	H	R	ER	BB-SO
1/28	LBSU (#14)	R	---	1.2	1	0	0	1-2
1/30	LBSU (#14)	R	---	0.2	3	1	1	1-2
2/12	OSU	R	---	4.1	1	1	1	1-7
2/15	Oklahoma	R	---	0.0	1	0	0	0-0
2/20	Arizona (#9)	S	---	5.1	2	0	0	2-7
2/23	Tulane (#1)	R	L	3.0	4	5	5	2-1
2/26	Arizona (#7)	R	---	1.0	3	1	1	0-2
2/26	Baylor (#8)	R	---	4.0	2	2	2	1-2
3/6	Ohio State	S	W	6.0	5	0	0	2-4
3/13	LSU (#5)	S	L	0.1	4	4	4	3-0
3/20	Oklahoma	S	---	3.0	2	3	3	2-3
3/25	USC (#21)	S	W	9.0	4	1	1	2-5
4/2	Wright St.	S	W	5.0	5	2	2	0-7
4/9	Cal - 2	S	L	5.2	10	6	6	3-4
4/17	Stanford (#14)	S	---	4.0	7	3	3	2-4
4/24	UCLA	S	---	5.2	10	6	6	1-6
Season Totals		16	3-3-0	58.2	67	35	33	23-56

2004	Opp	S/R	W/L	IP	H	R	ER	BB-SO
2/7	FSU (#18)	R	W	0.2	0	0	0	0-0
2/8	FSU (#18)	R	---	0.0	1	3	3	3-0
2/15	OKLA	R	---	0.1	0	0	0	0-1
2/16	Gonzaga	R	W	5.0	4	0	0	1-7
2/24	ARIZ (#16)	R	S	3.0	0	0	0	1-5
2/28	UConn	R	W	4.0	2	2	2	4-5
3/5	ECU (#18)	R	S	1.0	0	0	0	0-1
3/6	ECU (#18)	R	S	2.0	1	0	0	0-2
3/14	Tulane (#11)	R	S	2.0	1	0	0	0-2
3/16	Okla. State	R	S	1.2	2	0	0	0-1
3/19	California	R	---	2.0	1	0	0	1-1
3/21	California	R	---	2.0	6	2	2	0-0
3/28	Washington	R	L	2.2	4	3	3	0-2
4/4	USC	R	---	2.2	3	2	2	1-3
4/8	ORU (#24)	R	L	1.1	3	6	3	4-2
4/12	Arizona	S	---	2.0	5	4	4	3-1
4/18	UCLA	R	---	1.0	1	1	1	0-1
4/25	FSU	R	---	0.0	1	3	3	3-1
5/27	Wichita St.	R	---	2.0	1	0	0	3-4
5/4	NMSU	R	---	1.1	2	1	1	1-2
5/18	New Mexico	R	---	0.2	0	0	0	0-1
5/23	Arizona	R	---	0.2	1	0	0	0-1
5/29	Stanford (#2)	R	---	2.1	2	0	0	2-2
Season Totals		23	3-2-5	41.1	41	28	22	27-45

Sun Devil Baseball 2005

Sun Devil Pitchers – Career Game-by-Game

Ty Marotz • RHP • #47

2005	Opp	S/R	W/L	IP	H	R	ER	BB-SO
1/29	LBSU (#14)	R	---	2.2	2	1	1	0-4
2/7	NMSU	S	---	5.2	6	3	3	0-3
2/15	Arizona (#9)	R	L	0.2	2	2	2	0-1
2/19	Tulane (#1)	R	---	1.0	2	0	0	1-1
2/23	Arizona (#7)	R	---	0.1	1	1	1	0-0
3/24	USC (#21)	R	---	2.2	1	0	0	1-3
4/1	Wright St.	R	---	2.0	4	1	0	0-1
4/16	Stanford (#14)	R	W	1.0	1	0	0	0-2
4/22	UCLA	R	W	1.0	0	0	0	0-1
Season Totals		9	2-1	17.0	19	8	7	1-16

2004	Opp	S/R	W/L	IP	H	R	ER	BB-SO
2/7	FSU (#18)	R	---	0.2	2	1	1	1-0
2/14	Utah	R	---	2.0	1	0	0	0-3
2/27	UConn	R	---	1.1	1	0	0	1-1
2/29	UConn	R	---	1.0	3	3	3	0-2
3/7	ECU (#18)	R	---	0.1	0	0	0	0-0
3/17	Okla. State	R	---	3.0	3	1	1	1-2
3/20	California	R	---	0.1	1	2	1	1-0
4/8	ORU (#24)	R	---	0.2	0	0	0	0-0
4/10	ORU (#24)	R	---	2.1	1	0	0	1-4
4/16	UCLA	R	---	1.1	0	0	0	0-2
4/18	UCLA	S	---	1.2	1	1	1	3-2
4/25	WSU	R	---	2.0	1	0	0	0-2
4/27	Wichita St.	S	---	0.1	1	3	2	2-0
5/19	NMSU	S	---	3.2	7	3	3	2-5
5/23	Arizona	R	---	0.1	1	0	0	0-1
5/30	Stanford (#2)	R	---	1.0	1	1	1	1-1
6/4	Pepperdine	R	---	0.0	0	2	2	2-0
Season Totals		17	0-0	22.0	24	17	15	15-25

Brett Bordes • LHP • #49

2005	Opp	S/R	W/L	IP	H	R	ER	BB-SO
1/30	LBSU (#14)	S	L	4.0	6	3	0	0-4
2/6	OSU	S	L	4.1	6	6	4	2-2
2/13	Gonzaga	R	---	4.2	3	0	0	0-3
2/15	Arizona (#9)	R	---	2.1	3	3	3	1-2
2/19	Tulane (#1)	R	---	1.0	3	2	2	1-0
2/20	Tulane (#1)	R	---	3.2	2	3	3	1-1
2/23	Arizona (#7)	R	---	1.1	0	0	0	0-0
2/26	Baylor (#8)	R	W	2.0	3	1	1	1-0
2/27	Baylor (#8)	R	---	0.1	0	0	0	0-0
3/6	Ohio State	R	S	3.0	1	0	0	1-4
3/11	LSU (#5)	R	---	2.1	0	0	0	0-3
3/13	WU	R	---	1.1	1	0	0	0-0
3/20	Oklahoma	R	---	3.0	3	0	0	1-2
3/24	USC (#21)	R	L	0.0	0	2	2	2-0
3/26	USC (#21)	R	W	1.0	2	0	0	0-0
4/3	Wright St.	R	---	1.0	1	0	0	0-1
4/9	Cal - 1	R	W	3.1	3	2	2	1-0
4/9	Cal - 2	R	---	0.0	1	0	0	0-0
4/16	Stanford (#14)	R	---	1.0	0	1	1	1-0
4/17	Stanford (#14)	R	---	1.0	1	0	0	0-0
4/23	UCLA	R	S	3.0	1	0	0	0-4
Season Totals		21	3-3-2	43.2	40	23	18	12-26

2004	Opp	S/R	W/L	IP	H	R	ER	BB-SO
2/7	FSU (#18)	S	---	0.2	4	6	6	3-2
2/15	OKLA	R	---	2.0	3	2	2	1-3
2/24	ARIZ (#16)	S	W	6.0	3	0	0	3-10
3/14	Tulane (#11)	S	---	4.1	3	0	0	3-6
3/20	California	R	---	2.1	6	4	4	1-1
3/27	Washington	S	W	6.0	4	4	4	5-6
4/3	USC	S	---	1.1	2	1	1	3-1
4/18	UCLA	R	---	0.2	0	3	3	4-2
4/27	Wichita St.	R	---	0.2	1	0	0	0-0
5/3	NMSU	R	S	4.0	2	1	1	1-3
5/16	Oregon St.	S	W	5.0	4	2	1	2-4
5/23	Arizona	S	L	0.1	3	6	6	4-0
5/30	Stanford (#2)	S	---	0.1	4	4	4	1-0
Season Totals		13	3-1-1	33.2	39	32	32	30-38

2003	Opp.	S/R	W/L	IP	H	R	ER	BB-SO
1/16	UHH	R	---	1.2	0	0	0	2-2
1/19	UHH - 2	R	---	1.0	1	1	1	1-1
1/26	SDSU	R	---	0.1	1	0	0	1-0
1/31	LBSU	R	---	0.1	2	1	1	0-0
2/8	BYU	R	---	1.1	0	0	0	0-3
2/15	Okla. State	R	---	2.0	2	1	1	3-2
2/22	ND	R	---	2.1	1	0	0	2-3
3/2	PSU	R	---	0.2	2	0	0	0-2
3/9	CSUN	R	---	2.0	0	0	0	1-1
3/14	Oklahoma	R	---	1.0	1	0	0	1-1
3/16	Oklahoma	R	---	1.0	1	1	1	0-2
3/19	Wichita St.	R	---	1.0	1	2	2	1-0
3/23	Stanford	R	---	1.0	0	0	0	0-0
3/24	Stanford	R	---	0.1	1	0	0	1-0
3/28	USC	R	W	0.1	0	0	0	0-0
3/30	USC	R	---	0.1	2	1	1	1-0
4/2	N. Mexico	R	---	0.2	1	1	1	2-2
4/13	Cal - 2	R	---	1.0	0	0	0	2-0
4/17	UCLA	R	---	0.2	0	0	0	0-1
4/18	UCLA	R	L	1.0	0	1	1	0-1
4/26	WSU	R	---	0.1	0	0	0	2-0
4/27	WSU	R	---	1.0	1	0	0	1-2
5/14	Oregon St.	R	---	1.0	3	2	0	0-1
5/18	UW	R	---	2.0	0	0	0	3-1
5/25	Arizona	R	---	0.2	0	1	1	2-1
6/1	UNLV	R	---	1.0	0	0	0	0-1
6/8	CSF	R	---	2.0	0	0	0	2-1
Season Totals		27	1-1	28.0	21	12	10	28-27

Tony Barnette • RHP • #50

2005	Opp	S/R	W/L	IP	H	R	ER	BB-SO
1/28	LBSU (#14)	R	---	2.0	0	1	0	1-2
1/30	LBSU (#14)	R	---	2.1	3	2	2	0-3
2/5	Gonzaga	R	---	1.0	4	3	3	1-0
2/6	OSU	R	---	0.1	5	5	5	0-1
2/7	NMSU	R	---	0.1	0	0	0	0-0
2/12	Oklahoma	S	W	3.2	1	0	0	1-5
2/15	Arizona (#9)	S	---	5.1	5	2	1	2-3
2/20	Tulane (#1)	S	---	1.0	3	1	1	1-0
2/23	Arizona (#7)	S	L	1.2	6	5	5	0-1
2/26	Baylor (#8)	R	---	1.2	0	0	0	0-2
2/27	Baylor (#8)	R	---	0.1	2	1	0	1-1
3/5	ECU	S	---	2.2	1	0	0	1-1
3/13	WU	S	---	1.2	7	4	4	1-2
3/13	LSU (#5)	R	---	3.0	6	6	5	1-6
3/18	Oklahoma	R	---	2.2	2	0	0	0-4
3/20	Oklahoma	R	W	1.0	2	2	2	1-1
3/24	USC (#21)	R	---	1.1	4	3	3	3-2
4/2	Wright St.	R	---	2.0	0	0	0	1-2
4/9	Cal - 1	R	---	2.0	3	1	1	0-3
4/16	Stanford (#14)	R	---	0.1	0	0	0	0-0
4/17	Stanford (#14)	R	W	1.0	3	2	2	1-0
4/22	UCLA	R	S	3.0	1	0	0	0-4
4/24	UCLA	R	S	0.1	0	0	0	0-1
Season Totals		23	3-1-2	40.2	58	38	34	16-44



Sun Devil Baseball 2005

Sun Devil Miscellaneous Hitting Statistics

Stats By Position			Stats By Order			Record By Margin				Big Innings	
Pos.	HR	RBI	Pos.	HR	RBI	No.	Total	H	A	Runs	No.
C	6	49	1	1	27	1R	7-5	5-1	2-4	2	35
1B	13	47	2	3	36	2R	5-1	4-0	1-1	3	27
2B	3	32	3	3	35	3R	1-0	0-0	1-0	4	13
3B	2	23	4	11	38	4R	2-2	1-1	1-1	5	2
SS	0	23	5	7	46	5R	1-1	0-0	1-1	6	4
LF	3	28	6	5	43	6R	0-4	0-1	0-3	7	2
CF	1	25	7	3	30	7R	3-0	2-0	1-0	8	0
RF	3	39	8	1	33	8R	2-0	2-0	0-0	9	1
DH/P	4	28	9	0	23	9R	0-0	0-0	0-0	10+	1
PH	0	12	Tot.	35	308	10+R	7-2	4-1	3-1	Tot.	85
Tot.	35	308				Tot.	28-15	18-4	10-11		

A includes neutral

How the Sun Devils Have Scored:

0-Out Runs	1-Out Runs	2-Out Runs	Total Runs	Two-Out RBI
58	124	160	342	140

Home Runs By ASU (35)

Player	Date	Opp.	Pitcher	Runners
Gosewisch	2/6	Oregon St.	Maxwell (L)	2-run HR
Larish	2/12	S. Alabama	Walters (R)	2-run HR
Larish	2/12	Oklahoma	McCutchen (R)	3-run HR
Fox	2/20	Tulane	Crowel (L)	2-run HR
Larish	2/23	Arizona	Coulon (L)	Solo HR
Larish	2/23	Arizona	Berger (L)	Solo HR
Buck	2/25	Baylor	Taylor (L)	Grand Slam
Fox	2/26	Baylor	VanAllen (L)	2-run HR
Fox	2/27	Baylor	McCormick (R)	3-run HR
Gosewisch	3/5	ECU	Brooks (R)	2-run HR
Larish	3/6	ECU	Brooks (R)	3-run HR
Larish	2/12	WIU	Adams (R)	3-run HR
Zinicola	2/12	WIU	Pendell (L)	2-run HR
Larish	2/12	WIU	Mandele (L)	2-run HR
Gosewisch	2/13	WIU	Kohorst (R)	2-run HR
Larish	2/13	WIU	Kohorst (R)	Solo HR
Fox	2/13	WIU	Pyles (L)	2-run HR
Larish	2/13	WIU	Pendell (L)	3-run HR
Dhaenens	2/13	WIU	Pendell (L)	2-run HR
Gosewisch	2/13	LSU	Smith (L)	Solo HR
Larish	3/18	Oklahoma	Brownell (R)	Solo HR
Buck	3/20	Oklahoma	Burns (R)	Solo HR
Gosewisch	3/20	Oklahoma	Burns (R)	Solo HR
Curtis	3/25	USC	Guy (R)	2-run HR
Larish	3/25	USC	Aguilar (R)	2-run HR
Larish	3/26	USC	Spradlin (L)	Solo HR
Dhaenens	4/1	Wright St.	Kearcher (L)	2-run HR
Laguna	4/3	Wright St.	Barrett (R)	3-run HR
Larish	4/3	Wright St.	Stevens (R)	Solo HR
Persichina	4/3	Wright St.	Stevens (R)	Solo HR
Hoof	4/9	Cal - 1	Dworkis (R)	Solo HR
Larish	4/15	Stanford	Romanczuk (L)	2-run HR
Buck	4/16	Stanford	Holler (L)	2-run HR
Gosewisch	4/22	UCLA	Ambriz (R)	2-run HR
Larish	4/24	UCLA	Schroeder (L)	2-run HR

Bunt Chart:

Name	Bunts	H	SAC
Sferra	23	11	5
Romine	10	1	4
Laguna	2	1	0
Hoof	3	1	0
Buck	7	4	3
Persichina	2	0	2
Larish	1	0	1
Curtis	5	3	2
Larish	1	0	1
Dhaenens	2	0	2

Home Runs By Opponents (36)

Player	Date	Team	Pitcher	Runners
Sindlinger	1/30	LBSU	Bordes	2-run HR
Thibault	2/5	Gonzaga	Urquidez	Solo HR
Anderson	2/6	Oregon St.	Bordes	Solo HR
Harvey	2/7	NMSU	Marotz	Solo HR
Harvey	2/7	NMSU	Zinicola	3-run HR
Van Houten	2/15	Arizona	Bordes	2-run HR
Brown	2/15	Arizona	Marotz	2-run HR
Southard	2/18	Tulane	Urquidez	Solo HR
Barket	2/20	Tulane	Bresnehan	Grand Slam
Manzello	2/20	Tulane	Bordes	Solo HR
Frey	2/23	Arizona	Barnette	Solo HR
Boyer	2/23	Arizona	Dryanski	Solo HR
Hundley	2/23	Arizona	Bresnehan	Solo HR
Reynolds	2/26	Baylor	Bresnehan	Solo HR
Reynolds	2/27	Baylor	Averill	2-run HR
Webb	3/4	UNC	Zinicola	Solo HR
Flack	3/4	UNC	Zinicola	2-run HR
Richardson	3/5	ECU	Averill	Solo HR
Stewart	3/11	LSU	Zinicola	2-run HR
Pacyga	3/13	WIU	Satow	3-run HR
Patterson	3/13	LSU	Bresnehan	3-run HR
Gill	3/13	LSU	Urquidez	Grand Slam
Patterson	3/13	LSU	Urquidez	Solo HR
Harris, C.	3/13	LSU	Urquidez	Solo HR
Stavinoha	3/13	LSU	Urquidez	Solo HR
Liuzza	3/13	LSU	Barnette	2-run HR
Clement	3/26	USC	Urquidez	Solo HR
Satin	4/9	Cal - 1	Zinicola	Solo HR
Bussiere	4/9	Cal - 1	Bordes	2-run HR
Errecart	4/9	Cal - 2	Bresnehan	Solo HR
Craig	4/9	Cal - 2	Dryanski	Solo HR
Bussiere	4/10	Cal	Averill	2-run HR
Rapoport	4/15	Stanford	Averill	Solo HR
Rapoport	4/17	Stanford	Bresnehan	Solo HR
Jensen	4/22	UCLA	Averill	Solo HR
Jensen	4/23	UCLA	Urquidez	Solo HR

Batting Around (14):

At-Bats	Opponent	Inning	Date
9	NMSU	6th	2/4
9	E. Carolina	1st	3/5
9	W. Illinois	3rd	3/13
9	W. Illinois	4th	3/13
21	W. Illinois	9th	3/13
14	USC	4th	3/25
12	Wright State	4th	4/1
11	Wright State	3rd	4/2
10	Wright State	2nd	4/3
9	Stanford	3rd	4/15
11	Stanford	6th	4/17
11	UCLA	6th	4/22
9	UCLA	1st	4/23
11	UCLA	8th	4/23

Series Pitching Breakdown:

	W-L	ERA	IP	H	R	ER	BB	SO
LBSU	1-2	5.67	27.0	39	24	17	7	31
Schaefer Tour.	3-1	6.00	36.0	42	30	24	9	34
Surprise	2-1	1.67	27.0	22	9	5	4	23
Tulane	0-3	8.62	24.0	33	24	23	14	16
Baylor	2-1	2.57	28.0	28	15	8	9	23
ECU Tourney	3-0	1.55	29.0	16	6	5	15	26
LSU/WIU	2-2	8.47	34.0	56	40	32	19	27
Oklahoma	3-0	3.00	27.0	20	10	9	11	25
USC	2-1	3.33	27.0	22	11	10	14	13
Wright State	3-0	1.33	27.0	23	5	4	4	29
California	1-2	6.04	25.1	36	18	17	11	17
Stanford	3-0	5.33	27.0	31	16	16	6	23
UCLA	3-0	3.67	27.0	25	15	11	10	28
Oregon State	0-0	0.00	0.0	0	0	0	0	0
Arizona	0-0	0.00	0.0	0	0	0	0	0
Washington	0-0	0.00	0.0	0	0	0	0	0
WSU	0-0	0.00	0.0	0	0	0	0	0

Series Batting Breakdown:

	AVG	AB	R	H	RBI	2B-3B-HR	BB-SO
LBSU	.298	104	12	31	10	6-2-0	9-21
Schaefer	.347	150	39	52	35	16-2-1	16-31
Surprise	.274	95	14	26	14	3-0-2	9-13
Tulane	.235	102	7	24	7	4-0-1	6-18
Baylor	.303	99	24	30	23	2-1-3	13-17
ECU Tourney	.210	100	17	21	12	4-0-2	20-29
LSU/WIU	.412	177	57	73	52	14-3-9	15-11
Oklahoma	.260	96	16	25	13	5-2-3	13-16
USC	.322	118	27	38	22	9-1-3	13-26
Wright State	.389	113	38	44	36	3-2-4	24-15
California	.298	104	17	31	15	8-0-1	11-17
Stanford	.314	102	25	32	23	6-1-2	17-22
UCLA	.443	115	38	51	25	8-0-2	12-19
Oregon State	.000	0	0	0	0	0-0-0	0-0
Arizona	.000	0	0	0	0	0-0-0	0-0
Washington	.000	0	0	0	0	0-0-0	0-0
WSU	.000	0	0	0	0	0-0-0	0-0

Pinch-Hitting Statistics:

Player	AB	AVG.	H	2B	3B	HR	RBI
Bordes	1	1.000	1	0	0	0	0
Stockfisch	1	1.000	1	0	0	0	1
Zinicola	5	.600	3	0	0	0	1
Laguna	7	.429	3	2	1	0	5
Sogard	8	.250	2	0	0	0	2
Butler	7	.143	1	0	0	0	0
Fox	13	.231	3	0	0	0	1
Biancamano	12	.167	2	0	0	0	0
Dhaenens	10	.100	1	0	0	0	0
Landry	3	.000	0	0	0	0	0
Persichina	6	.000	0	0	0	0	0
Sferra	2	.000	0	0	0	0	0
Totals:	76	.224	17	3	1	0	12

ASU Double Plays (43):

Type	No.	Inning	Ending
643	13		10
463	9		3
543	5		3
63	2		1
163	2		1
L36	1		0
1522	1		0
F91	1		0
363	2		1
L14	1		0
P53 - Bunt	1		0
L64	1		1
32	1		1
5262	1		1
53	1		1
L93	1		1
1463	1		0



Sun Devil Baseball 2005

Starting Lineups By Batting Order


Date	Opponent	No. (Time)	Record	1	2	3	4	5	6	7	8	9
1/28	LBSU	1 (1)	0-1	Hooft	Buck	Gosewisch	Larish	Curtis	Biancamano	Persichina	Romine	Sferra
1/29	LBSU	2 (1)	1-0	Curtis	Buck	Gosewisch	Larish	Zinicola	Persichina	Hooft	Romine	Sferra
1/30	LBSU	3 (1)	0-1	Buck	Hooft	Larish	Zinicola	Curtis	Gosewisch	Persichina	Romine	Sferra
2/4	NMSU	4 (1)	1-0	Curtis	Hooft	Buck	Zinicola	Larish	Gosewisch	Biancamano	Romine	Sferra
2/5	Gonzaga	5 (1)	1-0	Curtis	Hooft	Buck	Larish	Gosewisch	Zinicola	Biancamano	Romine	Sferra
2/6	Oregon State	5 (2)	1-1	Curtis	Hooft	Buck	Larish	Gosewisch	Zinicola	Biancamano	Romine	Sferra
2/7	NMSU	6 (1)	1-0	Curtis	Hooft	Buck	Larish	Gosewisch	Laguna	Persichina	Romine	Sferra
2/12	South Alabama	6 (2)	2-0	Curtis	Hooft	Buck	Larish	Gosewisch	Laguna	Persichina	Romine	Sferra
2/12	Oklahoma	6 (3)	3-0	Curtis	Hooft	Buck	Larish	Gosewisch	Laguna	Persichina	Romine	Sferra
2/13	Gonzaga	7 (1)	0-1	Curtis	Hooft	Buck	Larish	Gosewisch	Persichina	Biancamano	Romine	Sferra
2/15	Arizona	8 (1)	0-1	Curtis	Hooft	Buck	Larish	Gosewisch	Biancamano	Zinicola	Romine	Sferra
2/18	Tulane	9 (1)	0-1	Buck	Gosewisch	Hooft	Curtis	Larish	Zinicola	Biancamano	Romine	Sferra
2/19	Tulane	10 (1)	0-1	Sferra	Curtis	Buck	Gosewisch	Persichina	Hooft	Larish	Zinicola	Romine
2/20	Tulane	11 (1)	0-1	Buck	Hooft	Curtis	Gosewisch	Persichina	Laguna	Larish	Fox	Romine
2/23	Arizona	12 (1)	0-1	Buck	Hooft	Curtis	Larish	Zinicola	Persichina	Gosewisch	Laguna	Romine
2/25	Baylor	13 (1)	1-0	Laguna	Buck	Curtis	Larish	Gosewisch	Persichina	Biancamano	Romine	Sferra
2/26	Baylor	14 (1)	1-0	Sferra	Buck	Curtis	Larish	Gosewisch	Fox	Biancamano	Persichina	Romine
2/27	Baylor	15 (1)	0-1	Sferra	Buck	Curtis	Larish	Gosewisch	Fox	Sogard	Persichina	Romine
3/4	North Carolina	16 (1)	1-0	Sferra	Buck	Curtis	Larish	Gosewisch	Fox	Landry	Romine	G. Bordes
3/5	East Carolina	17 (1)	1-0	Sferra	Buck	Curtis	Larish	Gosewisch	Sogard	Butler	Romine	Persichina
3/6	Ohio State	16 (2)	2-0	Sferra	Buck	Curtis	Larish	Gosewisch	Fox	Landry	Romine	G. Bordes
3/11	LSU	18 (1)	0-1	Sferra	Buck	Larish	Gosewisch	Curtis	Fox	Laguna	Romine	Persichina
3/12	W. Illinois	19 (1)	1-0	Laguna	Buck	Curtis	Gosewisch	Larish	Fox	Butler	Dhaenens	Romine
3/13	W. Illinois	19 (2)	2-0	Laguna	Buck	Curtis	Gosewisch	Larish	Fox	Butler	Dhaenens	Romine
3/13	LSU	20 (1)	0-1	Landry	Buck	Curtis	Gosewisch	Fox	Larish	Zinicola	Biancamano	Romine
3/18	Oklahoma	21 (1)	1-0	Laguna	Buck	Larish	Gosewisch	Curtis	Fox	Dhaenens	Persichina	Romine
3/19	Oklahoma	22 (1)	1-0	Hooft	Buck	Gosewisch	Curtis	Fox	Larish	Zinicola	Laguna	Romine
3/20	Oklahoma	23 (1)	1-0	Laguna	Buck	Larish	Fox	Curtis	Gosewisch	Hooft	Zinicola	Romine
3/24	USC	24 (1)	0-1	Hooft	Buck	Curtis	Larish	Gosewisch	Laguna	Dhaenens	Persichina	Romine
3/25	USC	25 (1)	1-0	Hooft	Buck	Gosewisch	Larish	Curtis	Laguna	Dhaenens	Sferra	Romine
3/26	USC	26 (1)	1-0	Laguna	Buck	Gosewisch	Larish	Curtis	Hooft	Dhaenens	Sferra	Romine
4/1	Wright State	26 (2)	2-0	Laguna	Buck	Gosewisch	Larish	Curtis	Hooft	Dhaenens	Sferra	Romine
4/2	Wright State	26 (3)	3-0	Laguna	Buck	Gosewisch	Larish	Curtis	Hooft	Dhaenens	Sferra	Romine
4/3	Wright State	26 (4)	4-0	Laguna	Buck	Gosewisch	Larish	Curtis	Hooft	Dhaenens	Sferra	Romine
4/9	California	27 (1)	1-0	Laguna	Buck	Gosewisch	Larish	Curtis	Hooft	Dhaenens	Persichina	Sferra
4/9	California	27 (2)	1-1	Laguna	Buck	Gosewisch	Larish	Curtis	Hooft	Dhaenens	Persichina	Sferra
4/10	California	28 (1)	0-1	Laguna	Buck	Gosewisch	Larish	Curtis	Dhaenens	Hooft	Persichina	Sferra
4/15	Stanford	27 (3)	2-1	Laguna	Buck	Gosewisch	Larish	Curtis	Hooft	Dhaenens	Persichina	Sferra
4/16	Stanford	28 (2)	1-1	Laguna	Buck	Gosewisch	Larish	Curtis	Dhaenens	Hooft	Persichina	Sferra
4/17	Stanford	29 (1)	1-0	Laguna	Buck	Gosewisch	Larish	Curtis	Hooft	Dhaenens	Landry	Persichina
4/22	UCLA	30 (1)	1-0	Laguna	Buck	Gosewisch	Larish	Curtis	Dhaenens	Hooft	Sferra	Romine
4/23	UCLA	31 (1)	1-0	Curtis	Buck	Larish	Gosewisch	Dhaenens	Hooft	Averill	Sferra	Romine
4/24	UCLA	32 (1)	1-0	Curtis	Buck	Larish	Gosewisch	Urquidez	Dhaenens	Hooft	Sferra	Persichina

Total Number of Different Batting Lineups: 32

Most Common Lineup by Batting Order: #26 (4 times)



Sun Devil Baseball 2005



Starting Lineups By Defensive Lineup

Date	Opponent	No. (Time)	Record	C	1B	2B	3B	SS	LF	CF	RF	DH
1/28	LBSU	1 (1)	0-1	Gosewisch	Persichina	Biancamano	Larish	Romine	Curtis	Sferra	Buck	Hooft
1/29	LBSU	2 (1)	1-0	Gosewisch	Persichina	Hooft	Larish	Romine	Curtis	Sferra	Buck	Zinicola
1/30	LBSU	2 (2)	1-1	Gosewisch	Persichina	Hooft	Larish	Romine	Curtis	Sferra	Buck	Zinicola
2/4	NMSU	3 (1)	1-0	Gosewisch	Larish	Biancamano	Hooft	Romine	Curtis	Sferra	Buck	Zinicola
2/5	Gonzaga	3 (2)	2-0	Gosewisch	Larish	Biancamano	Hooft	Romine	Curtis	Sferra	Buck	Zinicola
2/6	Oregon State	3 (3)	2-1	Gosewisch	Larish	Biancamano	Hooft	Romine	Curtis	Sferra	Buck	Zinicola
2/7	NMSU	4 (1)	1-0	Gosewisch	Larish	Persichina	Hooft	Romine	Curtis	Sferra	Buck	Laguna
2/12	South Alabama	4 (2)	2-0	Gosewisch	Larish	Persichina	Hooft	Romine	Curtis	Sferra	Buck	Laguna
2/12	Oklahoma	4 (3)	3-0	Gosewisch	Larish	Persichina	Hooft	Romine	Curtis	Sferra	Buck	Laguna
2/13	Gonzaga	5 (1)	0-1	Gosewisch	Larish	Persichina	Hooft	Romine	Curtis	Sferra	Buck	Biancamano
2/15	Arizona	3 (4)	2-2	Gosewisch	Larish	Biancamano	Hooft	Romine	Curtis	Sferra	Buck	Zinicola
2/18	Tulane	3 (5)	2-3	Gosewisch	Larish	Biancamano	Hooft	Romine	Curtis	Sferra	Buck	Zinicola
2/19	Tulane	6 (1)	0-1	Gosewisch	Larish	Persichina	Hooft	Romine	Curtis	Sferra	Buck	Zinicola
2/20	Tulane	7 (1)	0-1	Gosewisch	Larish	Persichina	Hooft	Romine	Curtis	Buck	Laguna	Fox
2/23	Arizona	8 (1)	0-1	Gosewisch	Larish	Persichina	Hooft	Romine	Curtis	Buck	Laguna	Zinicola
2/25	Baylor	9 (1)	1-0	Gosewisch	Larish	Persichina	Biancamano	Romine	Curtis	Sferra	Buck	Laguna
2/26	Baylor	10 (1)	1-0	Gosewisch	Larish	Persichina	Biancamano	Romine	Curtis	Sferra	Buck	Fox
2/27	Baylor	11 (1)	0-1	Gosewisch	Larish	Persichina	Sogard	Romine	Curtis	Sferra	Buck	Fox
3/4	North Carolina	12 (1)	1-0	Gosewisch	Larish	G. Bordes	Landry	Romine	Curtis	Sferra	Buck	Fox
3/5	East Carolina	13 (1)	1-0	Gosewisch	Larish	Persichina	Sogard	Romine	Curtis	Sferra	Buck	Butler
3/6	Ohio State	12 (2)	2-0	Gosewisch	Larish	G. Bordes	Landry	Romine	Curtis	Sferra	Buck	Fox
3/11	LSU	14 (1)	0-1	Gosewisch	Larish	Persichina	Buck	Romine	Sferra	Curtis	Laguna	Fox
3/12	W. Illinois	15 (1)	1-0	Gosewisch	Larish	Dhaenens	Buck	Romine	Butler	Curtis	Laguna	Fox
3/13	W. Illinois	15 (2)	2-0	Gosewisch	Larish	Dhaenens	Buck	Romine	Butler	Curtis	Laguna	Fox
3/13	LSU	16 (1)	0-1	Gosewisch	Zinicola	Biancamano	Landry	Romine	Larish	Curtis	Buck	Fox
3/18	Oklahoma	17 (1)	1-0	Gosewisch	Persichina	Dhaenens	Buck	Romine	Larish	Curtis	Laguna	Fox
3/19	Oklahoma	18 (1)	1-0	Gosewisch	Zinicola	Hooft	Buck	Romine	Larish	Curtis	Laguna	Fox
3/20	Oklahoma	18 (2)	2-0	Gosewisch	Zinicola	Hooft	Buck	Romine	Larish	Curtis	Laguna	Fox
3/24	USC	19 (1)	0-1	Gosewisch	Persichina	Dhaenens	Buck	Romine	Larish	Curtis	Laguna	Hooft
3/25	USC	20 (1)	1-0	Gosewisch	Larish	Dhaenens	Buck	Romine	Curtis	Sferra	Laguna	Hooft
3/26	USC	20 (2)	2-0	Gosewisch	Larish	Dhaenens	Buck	Romine	Curtis	Sferra	Laguna	Hooft
4/1	Wright State	20 (3)	3-0	Gosewisch	Larish	Dhaenens	Buck	Romine	Curtis	Sferra	Laguna	Hooft
4/2	Wright State	21 (1)	1-0	Gosewisch	Larish	Dhaenens	Buck	Romine	Hooft	Sferra	Laguna	Curtis
4/3	Wright State	20 (4)	4-0	Gosewisch	Larish	Dhaenens	Buck	Romine	Curtis	Sferra	Laguna	Hooft
4/9	California	22 (1)	1-0	Gosewisch	Larish	Dhaenens	Hooft	Persichina	Curtis	Sferra	Buck	Laguna
4/9	California	22 (2)	1-1	Gosewisch	Larish	Dhaenens	Hooft	Persichina	Curtis	Sferra	Buck	Laguna
4/10	California	22 (3)	1-2	Gosewisch	Larish	Dhaenens	Hooft	Persichina	Curtis	Sferra	Buck	Laguna
4/15	Stanford	22 (4)	2-2	Gosewisch	Larish	Dhaenens	Hooft	Persichina	Curtis	Sferra	Buck	Laguna
4/16	Stanford	22 (5)	3-2	Gosewisch	Larish	Dhaenens	Hooft	Persichina	Curtis	Sferra	Buck	Laguna
4/17	Stanford	23 (1)	1-0	Gosewisch	Larish	Dhaenens	Hooft	Persichina	Laguna	Curtis	Buck	Landry
4/22	UCLA	24 (1)	1-0	Gosewisch	Larish	Dhaenens	Hooft	Romine	Curtis	Sferra	Buck	Laguna
4/23	UCLA	25 (1)	1-0	Gosewisch	Larish	Dhaenens	Hooft	Romine	Curtis	Sferra	Buck	Averill
4/24	UCLA	26 (1)	1-0	Gosewisch	Larish	Dhaenens	Hooft	Persichina	Curtis	Sferra	Buck	Urquidez

Total Number of Different Defensive Lineups: 26

Most Common Lineup by Defense: #3 & #22 (5 times)



Sun Devil Baseball 2005

Game-by-Game Capsules:

GAME 1

#14 Long Beach State 7, #9 SUN DEVILS 3

Jan. 28 at Packard Stadium

	<u>1</u>	<u>2</u>	<u>3</u>	<u>4</u>	<u>5</u>	<u>6</u>	<u>7</u>	<u>8</u>	<u>9</u>		<u>R</u>	<u>H</u>	<u>E</u>
LBSU	2	0	1	0	1	0	0	1	2	-	7	10	0
ASU	0	0	0	2	0	1	0	0	0	-	3	11	3

W: Ramos (1-0); L: Averill (0-1); S: Jamison (1)

HR: None

Time: 3:51 Attendance: 4,783 Record: 0-1

HIGHLIGHTS: A two-out, two-run double by designated hitter Evan Longoria in the top of the first inning gave No. 14 Long Beach State a lead they would never relinquish in a season-opening 7-3 victory over No. 9 Arizona State University in front of 4,783 fans Friday night at Packard Stadium. ASU out-hit the 49ers 11-10, but the defense committed costly errors in the loss. Sophomore left fielder Colin Curtis led the offense going 3-for-4 with a two-run triple. Sophomore lefty Erik Averill was saddled with the loss giving up four runs and nine hits in four innings.

GAME 2

#9 SUN DEVILS 8, #14 Long Beach State 6

Jan. 29 at Packard Stadium

	<u>1</u>	<u>2</u>	<u>3</u>	<u>4</u>	<u>5</u>	<u>6</u>	<u>7</u>	<u>8</u>	<u>9</u>		<u>R</u>	<u>H</u>	<u>E</u>
LBSU	0	0	1	2	2	0	0	1	0	-	6	13	3
ASU	0	1	0	0	1	2	0	3	x	-	8	11	0

W: Zinicola (1-0); L: Liebel (0-1); S: None

HR: None

Time: 3:36 Attendance: 2,926 Record: 1-1

HIGHLIGHTS: Freshman center fielder J.J. Sferra singled home the game-winning run in the bottom of the eighth inning to lead the No. 9 Sun Devils to a 8-6 come-from-behind victory over No. 14 Long Beach State in a non-conference game Saturday afternoon at Packard Stadium. The Devils (1-1) trailed Long Beach State (1-1) 5-1 heading into their half of the fifth inning before mother nature halted the game for over an hour with rain and thunder storms passing through the East Valley. ASU scored a single tally right out of the gates in the fifth and then tied the game with a three-run sixth inning. Sferra's game-winning single was part of a three-run eighth inning. Zechry Zinicola picked up the win with 1.1 scoreless innings. Senior transfer Joey Hooft led the Sun Devil offense going 3-for-4 with two runs scored, one RBI and a stolen base.

GAME 3

#14 Long Beach State 11, #9 SUN DEVILS 1

Jan. 30 at Packard Stadium

	<u>1</u>	<u>2</u>	<u>3</u>	<u>4</u>	<u>5</u>	<u>6</u>	<u>7</u>	<u>8</u>	<u>9</u>		<u>R</u>	<u>H</u>	<u>E</u>
LBSU	0	0	3	0	0	0	3	0	5	-	11	16	0
ASU	0	0	0	1	0	0	0	0	0	-	1	9	1

W: Estrada (1-0); L: Bordes (0-1); S: None

HR: Sindlinger (1)

Time: 3:24 Attendance: 2,823 Record: 1-2

HIGHLIGHTS: The ninth-ranked Arizona State University baseball team dropped the final game of a season-opening three-game series against No. 14 Long Beach State, 11-1, Sunday afternoon in non-conference action at Packard Stadium. ASU starter Brett Bordes was saddled with the tough luck loss giving up three unearned runs in four innings of work. The junior lefty struck out four and did not allow a walk in his 2005 debut. ASU designated hitter Zechry Zinicola and senior catcher Tuffy Gosewisch each recorded two hits for the Sun Devils. Junior preseason All-American Travis Buck went 1-for-4 with a double and finished the week-end 5-for-12 (.417).

GAME 4

#9 SUN DEVILS 12, NMSU 0

Feb. 4 at Packard Stadium

	<u>1</u>	<u>2</u>	<u>3</u>	<u>4</u>	<u>5</u>	<u>6</u>	<u>7</u>	<u>8</u>	<u>9</u>		<u>R</u>	<u>H</u>	<u>E</u>
NMSU	0	0	0	0	0	0	0	0	0	-	0	7	2
ASU	0	1	2	0	2	4	0	3	x	-	12	15	0

W: Averill (1-1); L: Conner (0-1); S: None

HR: None

Time: 2:47 Attendance: 2,163 Record: 2-2

HIGHLIGHTS: Arizona State junior starting pitcher Erik Averill struck out a career high 14 batters in a complete-game shutout to lead the No. 9 Sun Devils to a commanding 12-0 victory over New Mexico State Friday evening at Packard Stadium in the third game of the Bob Schaefer Memorial Tournament. Senior first baseman Jeff Larish added four hits and four RBI as the Sun Devils improved to 2-2 on the season and 1-0 in tournament action. Joey Hooft, Tuffy Gosewisch and Travis Buck all added two hits apiece as the Devils recorded a season high with 15 hits.

GAME 5

#9 SUN DEVILS 10, Gonzaga 8

Feb. 5 at Packard Stadium

	<u>1</u>	<u>2</u>	<u>3</u>	<u>4</u>	<u>5</u>	<u>6</u>	<u>7</u>	<u>8</u>	<u>9</u>		<u>R</u>	<u>H</u>	<u>E</u>
GU	0	0	1	2	0	0	0	2	3	-	8	11	0
ASU	0	3	0	1	4	1	1	0	x	-	10	14	4

W: Urquidez (1-0); L: Bryner (0-1); S: Zinicola (1)

HR: Thibault (1)

Time: 3:24 Attendance: 2,073 Record: 3-2

HIGHLIGHTS: Arizona State freshmen Vinny Biancamano and Andrew Romine each recorded three hits and sophomore closer Zechry Zinicola recorded his first save of the season by holding off a late rally to lead the No. 9 Sun Devils to a 10-8 victory over Gonzaga Saturday afternoon at Packard Stadium. Senior starting pitcher Jason Urquidez gave up six hits and five runs (four earned) in seven-plus innings. Biancamano and Romine were part of a 14-hit attack that saw five players record multi-hit games. Freshman teammate J.J. Sferra added two hits as the No. 7-8-9 hitters in the ASU lineup combined to go 8-for-11 with three doubles and five RBI. Sophomore left fielder Colin Curtis went 2-for-4 with three RBI and senior catcher Tuffy Gosewisch was 2-for-4 with two RBI.

GAME 6

Oregon State 12, #9 SUN DEVILS 6

Feb. 6 at Packard Stadium

	<u>1</u>	<u>2</u>	<u>3</u>	<u>4</u>	<u>5</u>	<u>6</u>	<u>7</u>	<u>8</u>	<u>9</u>		<u>R</u>	<u>H</u>	<u>E</u>
OSU	0	2	0	1	8	0	1	0	0	-	12	15	1
ASU	0	4	1	0	0	0	0	1	0	-	6	8	5

W: Gunderson (1-0); L: Bordes (0-2); S: None

HR: Anderson (1), Gosewisch (1)

Time: 3:16 Attendance: 2,099 Record: 3-3

HIGHLIGHTS: An eight-run fifth inning by Oregon State and five errors cost the No. 9 Arizona State Sun Devils proved costly in a 12-6 non-conference loss to the Beavers Sunday afternoon at Packard Stadium in the fourth day of the Bob Schaefer Memorial Baseball Tournament. Despite committing four errors in the first three innings, the Sun Devils still held a 5-2 lead. After a single tally in the fourth, OSU sent 11 batters to the plate and hit five doubles in the eight-run fifth to put the game out of reach. Lead-off hitter Colin Curtis was the only Sun Devil to record a multi-hit game, going 2-for-5 with one RBI to extend his hitting streak to seven games dating back to the end of the 2004 season. Senior catcher Tuffy Gosewisch went 1-for-4 with ASU's first home run of the season. Freshman shortstop Andrew Romine went 1-for-2 to extend his hitting streak to five games.

GAME 7

#12 SUN DEVILS 11, NMSU 10

Feb. 7 at Packard Stadium

	<u>1</u>	<u>2</u>	<u>3</u>	<u>4</u>	<u>5</u>	<u>6</u>	<u>7</u>	<u>8</u>	<u>9</u>		<u>R</u>	<u>H</u>	<u>E</u>
NMSU	1	1	0	1	0	0	0	4	3	-	10	9	1
ASU	2	2	1	0	0	0	0	3	3	-	11	15	2

W: Zinicola (2-0); L: Gausman (0-1); S: None

HR: Harvey 2 (3)

Time: 3:30 Attendance: 2,547 Record: 4-3

HIGHLIGHTS: Colin Curtis hit a walk-off single to score J.J. Sferra with the game-winning run to cap a three-run ninth inning as the No. 12 Sun Devils pulled off a wild 11-10 victory over New Mexico State Monday evening at Packard Stadium in the final game of the Bob Schaefer Memorial Tournament. The ninth-inning rally was a fitting end to a game that saw ASU lead 5-3 after seven innings and featured four lead changes over the final two innings. The Aggies scored four runs in the top of the eighth to grab a 7-5 lead, but the Sun Devils answered with three runs in the bottom of the eighth to regain the lead at 8-7. Senior third baseman Joey Hooft appeared to have the game-winning hit with a two-run double, staking the Devils to an 8-7 lead. Not to be outdone, New Mexico State left fielder Adam Harvey hit a three-run home run with two outs in the top of the ninth inning off ASU closer Zechry Zinicola to give NMSU a 10-8 lead. Tuffy Gosewisch fueled the ninth-inning heroics with a leadoff double off the right field wall. After a single by redshirt freshman Rocky Laguna, Gosewisch pulled the Devils to within one run when he scored on a wild pitch. Down to their last out after consecutive strikeouts by Joe Persichina and Seth Dhaenens, Sferra responded after being down in the count 1-2 with a clutch single up the middle to score Laguna with tying run. Sferra stole second base and scored the winner when Curtis drilled a full-count slider from NMSU closer Brian Gausman into left field to end the game. Gosewisch went 3-for-5 with three doubles and two RBI and Laguna went 3-for-5 with four stolen bases in his first career start.

GAME 8

#12 SUN DEVILS 7, South Alabama 2

Feb. 12 at Surprise Stadium

	<u>1</u>	<u>2</u>	<u>3</u>	<u>4</u>	<u>5</u>	<u>6</u>	<u>7</u>	<u>8</u>	<u>9</u>		<u>R</u>	<u>H</u>	<u>E</u>
USA	0	0	0	0	0	0	0	0	2	-	2	5	0
ASU	0	1	0	0	5	0	1	0	x	-	7	10	2

W: Averill (2-1); L: Walters (0-1); S: None

HR: Larish (1)

Time: 2:24 Attendance: 1,003 Record: 5-3

HIGHLIGHTS: Erik Averill threw his second consecutive complete-game to lead the No. 12 Sun Devils to a 7-2 victory over South Alabama in the first game of the Coca-Cola Spring Training Classic at Surprise Stadium. Preseason All-Americans Jeff Larish and Travis Buck each went 2-for-4 with two RBI and Larish added his first home run of the season to lead the ASU offense that registered 10 hits. Six of ASU's seven runs came with two outs on the scorebook, including all runs in the season-high fifth. Joey Hooft also added two hits in the victory. Averill scattered five hits and allowed only one earned run while striking out eight and walking only one.

GAME 9

#12 SUN DEVILS 7, Oklahoma 5

Feb. 12 at Surprise Stadium

	<u>1</u>	<u>2</u>	<u>3</u>	<u>4</u>	<u>5</u>	<u>6</u>	<u>7</u>	<u>8</u>	<u>9</u>		<u>R</u>	<u>H</u>	<u>E</u>
OKLA	1	0	0	0	0	4	0	0	0	-	5	11	1
ASU	3	0	0	0	2	2	0	0	x	-	7	12	1

W: Barnette (1-0); L: Patterson (0-1); S: None

HR: Larish (2)

Time: 3:21 Attendance: 678 Record: 6-3

HIGHLIGHTS: Jeff Larish went 2-for-4 with four RBI and junior reliever Tony Barnette allowed one hit in 3.2 shutout innings to lead the No. 12 Sun Devils to a 7-5 victory over Oklahoma at Surprise Stadium to conclude the first day of the Coca-Cola Spring Training Classic. Barnette came out of the bullpen in relief of starter Jason Urquidez and reliever Pat Bresnehan with the go-ahead run on third base, but got two quick strikeouts to keep the game tied. He went on to strike out five and walk only one in 3.2 innings to pick up his first win as a Sun Devil. Urquidez scattered nine hits and gave up five runs (four earned) in 5.1 innings to record the no-decision. Larish went 2-for-4 and ended the day 4-for-8 with six RBI and a pair of home runs. Sophomore leadoff hitter Colin Curtis was 2-for-5 with two runs scored and an RBI and sophomore second baseman Joe Persichina went 2-for-4 for his first multi-hit performance of the year.

GAME 10

Gonzaga 2, #12 SUN DEVILS 0

Feb. 13 at Surprise Stadium

	<u>1</u>	<u>2</u>	<u>3</u>	<u>4</u>	<u>5</u>	<u>6</u>	<u>7</u>	<u>8</u>	<u>9</u>		<u>R</u>	<u>H</u>	<u>E</u>
GU	0	0	0	1	1	0	0	0	0	-	2	6	0
ASU	0	0	0	0	0	0	0	0	0	-	0	4	3

W: Donovan (1-1); L: Zinicola (2-1); S: Albrecht (1)

HR: None

Time: 2:15 Attendance: 456 Record: 6-4

HIGHLIGHTS: Gonzaga starting pitcher Patrick Donovan threw seven shutout innings to make a pair of unearned runs standup in a 2-0 upset of No. 12 Arizona State Sun Devils on Sunday afternoon in the final game of the Coca-Cola Spring Training Classic at Surprise Stadium. ASU sophomore Zechry Zinicola made his first start of the year and was saddled with the tough-luck loss. Zinicola gave up only three hits and two unearned runs in 4.1 innings. He struck out four and walked only one to fall to 2-1 on the season. Junior left-hander Brett Bordes dominated in his first relief appearance of the year with 4.2 scoreless innings. He scattered three hits and struck out three to keep ASU close. Second baseman Joe Persichina recorded two of ASU's four hits with his second consecutive multi-hit game.



Sun Devil Baseball 2005

Game-by-Game Capsules:

GAME 11

#9 Arizona 7, #11 SUN DEVILS 6

Feb. 15 at Kindall Field at Sancet Stadium

	1	2	3	4	5	6	7	8	9	10	11	12	13	14	R	H	E
ASU	1	2	0	1	1	0	0	0	0	0	0	0	1	-	6	11	3
UA	1	0	0	0	1	3	0	0	0	0	0	0	2	-	7	12	2

W: Koons (1-0); L: Marotz (0-1); S: None

HR: Van Houten (1), Brown (3)

Time: 5:13 Attendance: 1,310 Record: 6-5

HIGHLIGHTS: Arizona first baseman Jordan Brown hit a two-out, two-run walk-off home run in the bottom of the 14th inning to give the No. 9 Wildcats a dramatic 7-6 victory over No. 12 Arizona State at Kindall Field at Sancet Park. The Sun Devils pulled ahead with a two-out, bases loaded walk to Joe Persichina in the top of the 14th before the Wildcats staged the two-out rally. Jeff Van Houten laced a single up the middle and Brown followed drilling a 2-1 fastball from Ty Marotz over the right field fence for the game to give UA the victory. The heart-breaking loss spoiled a pair of solid pitching performances from Tony Barnette and Pat Bresnehan. Making his first career start, Barnette scattered five hits and two runs in 5.1 innings. Bresnehan tied a career high with seven strikeouts in the longest outing of his career (5.1 IP). Left fielder Colin Curtis went 4-for-6 to lead the Sun Devil offense.

GAME 12

#1 Tulane 8, #11 SUN DEVILS 2

Feb. 18 at Turchin Stadium

	<u>1</u>	<u>2</u>	<u>3</u>	<u>4</u>	<u>5</u>	<u>6</u>	<u>7</u>	<u>8</u>	<u>9</u>		<u>R</u>	<u>H</u>	<u>E</u>
ASU	0	0	0	0	1	0	0	1	0	-	2	6	2
TUL	3	0	0	0	4	1	0	0	x	-	8	10	1

W: Bogusevic (2-0); L: Urquidez (1-1); S: Mohl (1)

HR: Southard (2)

Time: 3:05 Attendance: 3,784 Record: 6-6

HIGHLIGHTS: The top-ranked Tulane Green Wave score three innings in the first inning and never looked back in a 8-2 victory over No. 11 Arizona State University Friday evening in non-conference action at Turchin Stadium. ASU starter Jason Urquidez took the loss giving up seven runs (six earned) and tied a career high with six walks in five innings. Despite striking out a season high seven batters, Urquidez fell to 1-1 on the year. Junior Kevin Dryanski allowed one run and struck out two over the final three innings. Colin Curtis led the Sun Devils at the plate going 2-for-3 for his team-leading seventh multi-hit game of the year.

GAME 13

#1 Tulane 7, #11 SUN DEVILS 2

Feb. 19 at Zephyr Field

	<u>1</u>	<u>2</u>	<u>3</u>	<u>4</u>	<u>5</u>	<u>6</u>	<u>7</u>	<u>8</u>	<u>9</u>		<u>R</u>	<u>H</u>	<u>E</u>
ASU	0	0	2	0	0	0	0	0	0	-	2	10	1
TUL	0	0	2	0	0	5	0	0	x	-	7	13	0

W: Owings (1-0); L: Averill (2-2); S: None

HR: None

Time: 2:41 Attendance: 7,435 Record: 6-7

HIGHLIGHTS: Tulane starting pitcher Micah Owings worked eight strong innings and helped his own cause at the plate with a two-run double to lift the No. 1 Green Wave to a series-clinching 7-2 victory over No. 11 Arizona State Saturday afternoon in front of 7,435 fans at Zephyr Field. Owings earned the win on the mound to improve to 1-0 on the season and finished 1-for-2 at the plate with two runs scored and two RBI. Junior Erik Averill was saddled with the loss for ASU giving up five runs in five innings. Senior catcher Tuffy Gosewisch led the ASU offense going 3-for-4 with two RBI to extend his career-high hitting streak to 11 games.

GAME 14

#1 Tulane 9, #11 SUN DEVILS 3

Feb. 20 at Turchin Stadium

Feb. 26 at Pardin Stadium

	<u>1</u>	<u>2</u>	<u>3</u>	<u>4</u>	<u>5</u>	<u>6</u>	<u>7</u>	<u>8</u>	<u>9</u>		<u>R</u>	<u>H</u>	<u>E</u>
ASU	0	0	0	0	3	0	0	0	0	-	3	8	1
TUL	0	0	4	2	0	0	0	3	x	-	9	10	0

W: Crowel (2-0); L: Bresnehan (0-1); S: None

HR: Fox (1), Barket (1), Manzella (1)

Time: 2:45 Attendance: 3,085 Record: 6-8

HIGHLIGHTS: Tulane right fielder Matt Barket hit a grand slam home run to lead the top-ranked Green Wave to a 9-3 victory to clinch a non-conference series sweep over No. 11 Arizona State in front of 3,085 fans Sunday afternoon at Turchin Stadium. Jeff Larish led the Sun Devils going 2-for-4 with a pair of doubles. Rocky Laguna went 1-for-3 with a RBI double and freshman Willy Fox hit a two-run home run in his first career start

GAME 15

#7 Arizona 11, SUN DEVILS 5

Feb. 23 at Kindall Field at Sancet Stadium

	<u>1</u>	<u>2</u>	<u>3</u>	<u>4</u>	<u>5</u>	<u>6</u>	<u>7</u>	<u>8</u>	<u>9</u>		<u>R</u>	<u>H</u>	<u>E</u>
ASU	0	0	0	1	1	2	0	1	0	-	5	9	2
UA	3	2	0	2	1	0	0	3	x	-	11	17	0

W: Berger (2-0); L: Barnette (1-1); S: Melancon (1)

HR: Larish 2 (4), Frey (1), Hundley (4), Boyer (1)

Time: 3:18 Attendance: 1,714 Record: 6-9

HIGHLIGHTS: Arizona State senior All-American Jeff Larish hit a pair of solo home runs, but it wasn't enough as the Sun Devils dropped their sixth straight game in a 11-5 non-conference loss to No. 7 Arizona Wednesday evening at Kindall Field at Sancet Park. Arizona scored nine of its 11 runs with two outs on the scoreboard. Larish went 2-for-3 and Joe Persichina (2-for-4) and Tuffy Gosewisch (2-for-4) each added multi-hit games. Junior Tony Barnette took the loss giving up six hits and five runs in 1.2 innings. Arizona center fielder Chris Frey went 3-for-5 with three runs and three RBI while falling a double short of hitting for the cycle.

GAME 16

SUN DEVILS 5, #8 Baylor 3

Feb. 25 at Packard Stadium

	<u>1</u>	<u>2</u>	<u>3</u>	<u>4</u>	<u>5</u>	<u>6</u>	<u>7</u>	<u>8</u>	<u>9</u>		<u>R</u>	<u>H</u>	<u>E</u>
BU	0	0	0	0	1	0	2	0	0	-	3	10	3
ASU	0	0	0	1	0	0	4	0	x	-	5	5	2

W: Urquidez (2-1); L: Taylor (2-1); S: None

HR: Buck (1)

Time: 2:43 Attendance: 2,627 Record: 7-9

HIGHLIGHTS: Arizona State junior right fielder Travis Buck connected on a game-winning grand slam home run in the bottom of the seventh inning to give the Sun Devils a 5-3 come-from-behind victory over No. 8 Baylor. The victory snapped a school-record-tying six-game losing streak. Jason Urquidez picked up the win with three dominating innings out of the bullpen. He improved to 2-1 on the season allowing only one hit and striking out four in his fifth career relief appearance. Sophomore starter Zechry Zinicola gave a quality start allowing three runs (two earned) and struck out a career-high six in six innings. Buck (2-for-4) and J.J. Sferri (2-for-3) accounted for four of ASU's five hits.

GAME 17

SUN DEVILS 12, #8 Baylor 4

Feb. 26 at Packard Stadium

	<u>1</u>	<u>2</u>	<u>3</u>	<u>4</u>	<u>5</u>	<u>6</u>	<u>7</u>	<u>8</u>	<u>9</u>		<u>R</u>	<u>H</u>	<u>E</u>
BU	0	0	0	1	2	0	1	0	0	-	4	8	2
ASU	2	0	1	2	3	0	1	3	x	-	12	16	1

W: Bordes (1-2); L: VanAllen (2-1); S: None

HR: Fox (2), Reynolds (3)

Time: 3:16 Attendance: 2,603 Record: 8-9

HIGHLIGHTS: Arizona State junior right fielder Travis Buck continued his hot hitting going 4-for-5 and freshman designated hitter Willy Fox went 2-for-4 with four RBI to lead the Sun Devils to a 12-4 victory over No. 8 Baylor. The Sun Devils recorded its best offensive performance of the season with 16 hits and 12 runs en route to securing the series victory over the nationally ranked Bears. Continuing a stretch of nine straight games against top 10 teams, ASU improved to 8-9 on the season and 3-7 against ranked opponents. Buck led five players with multi-hit games for the Sun Devils. Fox earned his second career start and responded hitting his second home run of the season. Colin Curtis also had a solid game going 3-for-3 with three RBI and two runs scored.

GAME 18

#8 Baylor 8, SUN DEVILS 7 (10 innings)

Feb. 27 at Packard Stadium

	<u>1</u>	<u>2</u>	<u>3</u>	<u>4</u>	<u>5</u>	<u>6</u>	<u>7</u>	<u>8</u>	<u>9</u>	<u>10</u>		<u>R</u>	<u>H</u>	<u>E</u>
BU	0	0	2	0	2	0	0	0	1	3	-	8	10	1
ASU	4	1	0	0	0	0	0	0	0	2	-	7	9	5

W: LaMotta (2-0); L: Urquidez (2-2); S: Woody (3)

HR: Fox (3), Reynolds (4)

Time: 3:39 Attendance: 2,799 Record: 8-10

HIGHLIGHTS: The No. 8 Baylor Bears capitalized on four Arizona State errors over the last three innings and held off a furious rally to salvage the final game of a three-game non-conference series with a 8-7 victory in 10 innings. Baylor took the lead with three unearned runs in the top of the 10th and held off a late ASU rally to avoid the series sweep.

GAME 19

SUN DEVILS 4, #4 North Carolina 3 (11)

Mar. 4 at Clark-LeClair Stadium

	<u>1</u>	<u>2</u>	<u>3</u>	<u>4</u>	<u>5</u>	<u>6</u>	<u>7</u>	<u>8</u>	<u>9</u>	<u>10</u>	<u>11</u>		<u>R</u>	<u>H</u>	<u>E</u>
UNC	0	0	0	0	0	3	0	0	0	0	0	-	3	3	3
ASU	0	1	0	0	0	0	2	0	0	0	1	-	4	8	1

W: Urquidez (3-2); L: Phillips (0-1); S: None

HR: Webb (2), Flack (2)

Time: 3:49 Attendance: 4,410 Record: 9-10

HIGHLIGHTS: Jason Urquidez struck out nine in 5.1 scoreless innings and sophomore left fielder Colin Curtis scored on a bases loaded wild pitch in the bottom of the 11th inning to lead the Sun Devils to a 4-3 victory over No. 4 North Carolina Friday evening at Clark-LeClair Stadium. Curtis reached base for the sixth time in the game on a fielding error by UNC shortstop Josh Horton with two outs in the 11th. Curtis stole second base and then senior first baseman Jeff Larish was intentionally walked and catcher Tuffy Gosewisch was hit by a pitch to load the bases. Curtis crossed the plate with the winning run on the wild pitch on reliever Bryan Phillips' first offering to pinch-hitter Rocky Laguna. Urquidez dominated out of the bullpen with a season-high nine strikeouts while not allowing a hit in 5.1 scoreless frames. Starter Zechry Zinicola was solid in his third start of the season, scattering three hits and three runs in 5.2 innings. He struck out five and walked four to remain 2-1 on the season. Travis Buck and J.J. Sferri were each 2-for-6 to lead the Sun Devil offense.

GAME 20

SUN DEVILS 10, East Carolina 3

Mar. 5 at Clark-LeClair Stadium

	<u>1</u>	<u>2</u>	<u>3</u>	<u>4</u>	<u>5</u>	<u>6</u>	<u>7</u>	<u>8</u>	<u>9</u>		<u>R</u>	<u>H</u>	<u>E</u>
ASU	5	0	2	3	0	0	0	0	0	-	10	5	1
ECU	1	0	0	0	0	0	2	0	0	-	3	7	2

W: Averill (3-2); L: Flye (3-1); S: None

HR: Larish (5), Gosewisch (2), Richardson (2)

Time: 3:04 Attendance: 5,023 Record: 10-10

HIGHLIGHTS: Arizona State senior catcher Tuffy Gosewisch went 2-for-4 with four RBI leading the Sun Devils to a 10-3 victory over East Carolina on a chilly Saturday evening during the second day of the Keith LeClair Classic at Clark LeClair Stadium. The Sun Devils scored five runs in the opening frame and added a two-run home run from Gosewisch in the third and a three-run home run from senior first baseman Jeff Larish in the fourth to account for all the scoring. Junior starting pitcher Erik Averill worked 6.1 strong innings giving up three runs (two earned) and six hits to improve to 3-2 on the season. He struck out three and walked a season-high four. Junior Tony Barnette closed out the victory with 2.2 scoreless frames.

GAME 21

SUN DEVILS 3, Ohio State 0

Mar. 6 at Clark-LeClair Stadium

	<u>1</u>	<u>2</u>	<u>3</u>	<u>4</u>	<u>5</u>	<u>6</u>	<u>7</u>	<u>8</u>	<u>9</u>		<u>R</u>	<u>H</u>	<u>E</u>
OSU	0	0	0	0	0	0	0	0	0	-	0	6	1
ASU	0	0	0	0	1	0	0	2	x	-	3	8	3

W: Bresnehan (1-1); L: DeLucia (0-1); S: Bordes (1)

HR: None

Time: 2:37 Attendance: 3,368 Record: 11-10

HIGHLIGHTS: Sophomore starting pitcher Pat Bresnehan and junior reliever Brett Bordes combined on a six-hit shutout in leading the Sun Devils to a 3-0 victory over Ohio State in the final day of the Keith LeClair Classic at Clark-LeClair Stadium. The Sun Devils extended their season high winning streak to three games to improve to 11-10 overall and have won five of their last six games. Bresnehan scattered five hits in six shutout innings to earn the victory and improve to 1-1 on the season. Bordes gave up one hit over the final three innings to seal the win and earn his first save of the year. ASU junior right fielder Travis Buck went 2-for-4 with a double and one RBI and freshman designated hitter Willy Fox went 1-for-4 with a two-run single.



Sun Devil Baseball 2005

Game-by-Game Capsules:

GAME 22

#5 LSU 6, SUN DEVILS 5

March 11 at Alex Box Stadium

	<u>1</u>	<u>2</u>	<u>3</u>	<u>4</u>	<u>5</u>	<u>6</u>	<u>7</u>	<u>8</u>	<u>9</u>		<u>R</u>	<u>H</u>	<u>E</u>
ASU	0	3	0	0	0	0	0	2	0	-	5	9	0
LSU	1	0	3	2	0	0	0	0	x	-	6	10	1

W: Mestepey (4-1); L: Zinicola (2-2); S: Dirks (1)

HR: Stewart (1)

Time: 2:40 Attendance: 7,298 Record: 11-11

HIGHLIGHTS: LSU senior starting pitcher Lane Mestepey scattered nine hits in eight solid innings and normal weekend starter Clay Dirks threw a scoreless ninth inning to lead the fifth-ranked Tigers to a 6-5 victory over Arizona State Friday night in front of 7,298 at Alex Box Stadium. ASU sophomore Zechry Zinicola was tagged for six runs and seven hits in three and one-third innings to record the loss. He battled control problems with three walks, two of which came around to score, and struck out one. The bullpen continued its recent dominance as Brett Bordes, Quentin Andes and Kevin Dryanski combined for 5.2 scoreless innings. Rocky Laguna led the Sun Devils at the plate going 2-for-4 with two RBI and shortstop Andrew Romine was 2-for-3.

GAME 23

SUN DEVILS 19, Western Illinois 1

March 12 at Alex Box Stadium

	<u>1</u>	<u>2</u>	<u>3</u>	<u>4</u>	<u>5</u>	<u>6</u>	<u>7</u>	<u>8</u>	<u>9</u>		<u>R</u>	<u>H</u>	<u>E</u>
WIU	0	0	0	0	1	0	0	0	0	-	1	8	5
ASU	1	4	0	4	2	4	3	1	x	-	19	23	1

W: Averill (4-2); L: Navin (0-2); S: Garrison (1)

HR: Larish 2 (7), Zinicola (1)

Time: 2:50 Attendance: 375 Record: 12-11

HIGHLIGHTS: Arizona State junior third baseman Travis Buck and freshman designated hitter Willy Fox each recorded four hits as the Sun Devils recorded season highs with 23 hits and 19 runs in a 19-1 victory over Western Illinois. Buck went 4-for-6 with four runs scored, two triples and four RBI to extend his season-high hitting streak to eight games. Fox recorded a career-high four hits by going 4-for-5 with two doubles and three runs scored. Senior first baseman Jeff Larish went 3-for-6 with a pair of home runs and five RBI. Seven Sun Devils in all recorded multi-hit games, including a 3-for-4 performance from leadoff hitter Rocky Laguna and the first two career hits from freshman reserve catcher Austin Stockfisch.

GAME 24

SUN DEVILS 30, Western Illinois 13

March 13 at Alex Box Stadium

	<u>1</u>	<u>2</u>	<u>3</u>	<u>4</u>	<u>5</u>	<u>6</u>	<u>7</u>	<u>8</u>	<u>9</u>		<u>R</u>	<u>H</u>	<u>E</u>
ASU	3	2	3	4	0	0	3	0	15	-	30	35	2
WIU	2	2	0	3	0	0	0	0	6	-	13	18	3

W: Satow (1-0); L: Kohorst (3-3); S: None

HR: Larish 2 (9), Gosewisch (3), Fox (4), Dhaenens (1)

Time: 3:44 Attendance: 175 Record: 13-11

HIGHLIGHTS: Led by six hits from junior Travis Buck and a pair of home runs from senior Jeff Larish, the Arizona State Sun Devils set a school record with 35 hits in a 30-13 victory over Western Illinois. In addition to setting the school record for hits in a game (35), the Sun Devils also set school records for total bases (57), most runs in an inning (15 in the 9th), hits in an inning (16 in the ninth) and tied for fourth in runs scored. Travis Buck went 6-for-8 with three RBI and senior Jeff Larish belted two home runs for the second consecutive game and went 4-for-6 while tying a school record with six runs scored. Rocky Laguna (3-for-4), Colin Curtis (2-for-8), Austin Stockfisch (2-for-2), Willy Fox (3-for-5, HR, 5 R, 3 RBI), Seth Dhaenens (3-for-5, 4 R, HR, 6 RBI) and Andrew Romine (5-for-5, 4 RBI) also contributed multi-hit performances in the record-breaking offensive contest. Fox also added his fourth home run of the season and went 3-for-3 with a double, single and home run in the 15-run ninth inning. Senior catcher Tuffy Gosewisch blasted his third of the year with a two-run shot to left field in the first inning and redshirt sophomore Seth Dhaenens hit his first career home run while going 3-for-5 with six RBI. Freshman left-hander Josh Satow earned the win in his collegiate debut allowing nine hits and nine runs (six earned) in 5.0 innings out of the bullpen. Junior starter Tony Barnette didn't last past the second inning giving up four runs on seven hits in just 1.2 innings.

GAME 25

#5 LSU 20, SUN DEVILS 3

March 13 at Alex Box Stadium

	<u>1</u>	<u>2</u>	<u>3</u>	<u>4</u>	<u>5</u>	<u>6</u>	<u>7</u>	<u>8</u>	<u>9</u>		<u>R</u>	<u>H</u>	<u>E</u>
ASU	2	0	0	0	0	1	0	0	0	-	3	6	3
LSU	4	0	0	12	1	2	0	1	x	-	20	20	1

W: Smith (4-1); L: Bresnahan (1-2); S: None

HR: Gosewisch (4), Gill (2), Patterson 2 (6), Harris, C. (3), Stavinoha (4), Liuzza (2)

Time: 2:54 Attendance: 7,422 Record: 13-12

HIGHLIGHTS: Led by a grand slam home run from third baseman Blake Gill, the fifth-ranked LSU Tigers hit four consecutive home runs as part of a 12-run fourth inning to overpower visiting Arizona State 20-3. Just a few hours after setting several offensive records in a 30-13 victory over Western Illinois, it was the Tigers that exploded for 20 hits, including six home runs and 11 extra base hits. The 12-run fourth inning marked the second most runs ASU has given up in an inning in school history. The 20 runs given up also rank tied for seventh in the record books. After recording a school-record 35 hits earlier in the afternoon, the Sun Devil bats fell silent with only six hits. Senior catcher Tuffy Gosewisch (Scottsdale, Ariz.) went 1-for-4 with two RBI and a solo home run.

GAME 26

SUN DEVILS 5, Oklahoma 4

March 18 at Packard Stadium

	<u>1</u>	<u>2</u>	<u>3</u>	<u>4</u>	<u>5</u>	<u>6</u>	<u>7</u>	<u>8</u>	<u>9</u>		<u>R</u>	<u>H</u>	<u>E</u>
OU	0	0	0	1	3	0	0	0	0	-	4	6	2
ASU	0	2	1	1	0	0	0	0	1	-	5	10	1

W: Urquidez (4-2); L: Brownell (0-1); S: None

HR: Larish (10)

Time: 3:17 Attendance: 3,516 Record: 14-12

HIGHLIGHTS: Jeff Larish hit a walk-off solo home run with one out in the bottom of the ninth inning to lift the Sun Devils to a 5-4 victory over the University of Oklahoma Friday night in front of 3,516 fans at Winkles Field at Packard Stadium. Larish finished 2-for-3 with two walks and hit his NCAA leading 10th home run of the year to give the Sun Devils their eighth win in the last 11 games, improving to 14-12 overall. Jason Urquidez earned the win giving up two hits in 1.1 scoreless frames to improve to 4-2 on the season. Junior reliever Tony Barnett kept the Sun Devils in the game with four strikeouts in 2.2 scoreless frames. Larish notched his ninth multi-hit game of the year and was one of four Sun Devils to register a pair of hits in the victory. Junior pre-season All-American Travis Buck continued his hot hitting going 2-for-5 with an RBI and center fielder Colin Curtis and first baseman Joe Persichina each had two hits.

GAME 27

SUN DEVILS 5, Oklahoma 1

March 19 at Packard Stadium

	<u>1</u>	<u>2</u>	<u>3</u>	<u>4</u>	<u>5</u>	<u>6</u>	<u>7</u>	<u>8</u>	<u>9</u>		<u>R</u>	<u>H</u>	<u>E</u>
OU	1	0	0	0	0	0	0	0	0	-	1	5	2
ASU	0	3	1	0	0	0	1	0	x	-	5	6	2

W: Averill (5-2); L: Sandoval (1-1); S: None

HR: None

Time: 2:36 Attendance: 2,915 Record: 15-12

HIGHLIGHTS: Erik Averill allowed one unearned run in his third complete game of the year to lead the Sun Devils to a 5-1 victory over Oklahoma. Averill scattered five hits (all singles) and had only one ball reach the outfield in his third complete-game effort of the season. He improved to 5-2 on the season by striking out seven and walking two while allowing only an unearned run in the top of the first inning. The junior lefty lowered his season ERA to 2.75. The Sun Devils out-hit OU 6-5 with junior third baseman Travis Buck and sophomore center fielder Colin Curtis each recording two hits. Buck went 2-for-4 with a triple and has now recorded at least one hit in 11 of his last 12 games. The converted outfielder was also flawless in the field with seven assists. OU junior RHP P.J. Sandoval suffered the loss.

GAME 28

SUN DEVILS 6, Oklahoma 5

March 20 at Packard Stadium

	<u>1</u>	<u>2</u>	<u>3</u>	<u>4</u>	<u>5</u>	<u>6</u>	<u>7</u>	<u>8</u>	<u>9</u>		<u>R</u>	<u>H</u>	<u>E</u>
OU	0	2	0	1	0	0	0	2	0	-	5	9	4
ASU	1	0	0	1	1	0	3	0	x	-	6	9	0

W: Barnette (2-1); L: McCutchen (1-2); S: Urquidez (1)

HR: Gosewisch (5), Buck (2)

Time: 3:28 Attendance: 3,375 Record: 16-12

HIGHLIGHTS: A bases loaded, three-run double by senior second baseman Joey Hooft that was lost in the sun by Oklahoma center fielder Jeff Scuderi led the Arizona State Sun Devils to a series sweeping 6-5 victory over the Sooners Sunday afternoon in front of 3,375 at Winkles Field at Packard Stadium. With the game tied at 3-3 and the bases loaded with two outs, Hooft lofted the first offering from reliever Daniel McCutchen to center field for what looked to be the third out of the inning. But, Scuderi seemed to lose track of the ball and it dropped to allow three runs to score. Oklahoma climbed to within one run with a two-run pinch-hit double from Kevin Smith in the eighth and then put the tying run aboard in the ninth, but senior closer Jason Urquidez picked off Russell Raley at first base to end the game. Urquidez nailed down his first career save giving up two hits in two scoreless innings to make a winner of junior right-handed reliever Tony Barnette. Third baseman Travis Buck led the Sun Devils at the plate going 3-for-4 with a solo home run and three runs scored.

GAME 29

#21 USC 9, SUN DEVILS 8

March 24 at Dedeaux Field

	<u>1</u>	<u>2</u>	<u>3</u>	<u>4</u>	<u>5</u>	<u>6</u>	<u>7</u>	<u>8</u>	<u>9</u>		<u>R</u>	<u>H</u>	<u>E</u>
ASU	0	0	2	0	2	0	4	0	0	-	8	11	1
USC	0	0	1	1	4	3	0	0	x	-	9	10	0

W: Kennedy (3-1); L: Bordes (3-1); S: Koss (4)

HR: None

Time: 4:01 Attendance: 318 Record: 16-13

HIGHLIGHTS: Despite walking nine batters and hitting three more, the Arizona State Sun Devils still had a chance to win their Pac-10 opening game against No. 21 USC, but a late comeback wasn't enough in a 9-8 loss to the Trojans in a four-hour marathon Thursday night at Dedeaux Field. The Sun Devils scored four runs in the top of the seventh inning to pull to within one run, but USC closer Paul Koss shut the door on the victory with 2.2 scoreless innings to send the Trojans to their fifth straight victory. Travis Buck led the Sun Devils at the plate going 3-for-5 with two doubles and one RBI. Sophomore Colin Curtis and senior catcher Tuffy Gosewisch each added two hits as the Sun Devils out-hit the Trojans 11-10.

GAME 30

SUN DEVILS 17, #21 USC 1

March 25 at Dedeaux Field

	<u>1</u>	<u>2</u>	<u>3</u>	<u>4</u>	<u>5</u>	<u>6</u>	<u>7</u>	<u>8</u>	<u>9</u>		<u>R</u>	<u>H</u>	<u>E</u>
ASU	2	0	0	9	2	0	0	4	0	-	17	22	4
USC	0	0	1	0	0	0	0	0	0	-	1	4	3

W: Bresnahan (2-2); L: Bannister (4-2); S: None

HR: Curtis (1), Larish (11)

Time: 3:15 Attendance: 738 Record: 17-13

HIGHLIGHTS: Behind a complete game from sophomore starting pitcher Pat Bresnahan and a career-high five hits from senior catcher Tuffy Gosewisch, the Arizona State Sun Devils earned their first Pac-10 victory of the season with a 17-1 thumping of the No. 21 University of Southern California Trojans Friday night at Dedeaux Field. Leading 2-1, ASU broke the game open with a nine-run fourth frame by sending 14 batters the plate. Sophomore second baseman Seth Dhaenens recorded two of the Devils' eight hits in the inning and sophomore Colin Curtis hit a two-run home run. Gosewisch also contributed a two-run triple down the right field line. The big inning gave Bresnahan a comfortable lead as he cruised to his first career victory as a starting pitcher. The sophomore right-hander struck out five and allowed only one unearned run and four hits (all singles). Gosewisch led six different Sun Devils who recorded multi-hit games by going 5-for-6 with four runs and four RBI. He fell just a home run short of hitting for the cycle with singles in the first, third and fifth innings, a two-run triple in the fourth and a two-run double in the eighth. Senior first baseman Jeff Larish went 2-for-7 with his Pac-10 leading two-run home run and Curtis went 3-for-6 with three RBI and hit his first homer of the season.



Sun Devil Baseball 2005

Game-by-Game Capsules:

GAME 31

SUN DEVILS 2, #21 USC 1

March 26 at Dedeaux Field

	<u>1</u>	<u>2</u>	<u>3</u>	<u>4</u>	<u>5</u>	<u>6</u>	<u>7</u>	<u>8</u>	<u>9</u>	<u>10</u>		<u>R</u>	<u>H</u>	<u>E</u>
ASU	0	0	0	1	0	0	0	0	0	1	-	2	5	0
USC	0	0	0	0	0	0	0	1	0	0	-	1	8	2

W: Bordes (2-3); L: Koss (2-1); S: Zinicola (2)

HR: Larish (12), Clement (5)

Time: 3:17 Attendance: 852 Record: 18-13

HIGHLIGHTS: Arizona State first baseman Jeff Larish hit his NCAA leading 12th home run of the season and knocked in the game-winning run on a sacrifice fly in the top of the 10th inning to lead the Sun Devils to a series clinching 2-1 victory over the No. 21 USC Trojans on Saturday afternoon at Dedeaux Field. ASU led 1-0 through seven innings on Larish's solo home run that led off the fourth inning. Senior starting pitcher Jason Urquidez held the Trojans scoreless until All-American catcher Jeff Clement drove a 3-2 fastball onto the parking structure in right field to tie the game. Travis Buck led off the top of the 10th inning with a walk and moved to third base on a single by senior catcher Tuffy Gosewisch. Larish delivered the eventual game-winner lofting a 3-2 pitch from closer Paul Koss to right field to plate Buck with a sacrifice fly. After a double and a sac bunt moved the tying run to third base, sophomore Zachry Zinicola got Blake Sharpe to strike out and, after an intentional walk to Clement, got right fielder Cyle Hanker to bounce into a game-ending fielder's choice.

GAME 32

#24 SUN DEVILS 13, Wright State 1

April 1 at Packard Stadium

	<u>1</u>	<u>2</u>	<u>3</u>	<u>4</u>	<u>5</u>	<u>6</u>	<u>7</u>	<u>8</u>	<u>9</u>		<u>R</u>	<u>H</u>	<u>E</u>
WSU	0	0	0	0	0	1	0	0	0	-	1	11	1
ASU	0	4	0	6	0	0	1	2	x	-	13	16	2

W: Averill (6-2); L: Kearcher (2-1); S: None

HR: Dhaenens (2)

Time: 3:17 Attendance: 2,163 Record: 19-13

HIGHLIGHTS: Erik Averill tossed five scoreless innings to record his fourth straight decision and five players recorded multi-hit games to lead the No. 24 Sun Devils to a commanding 13-1 victory over Wright State University in non-conference action Friday night at Winkles Field at Packard Stadium. The Sun Devils out-hit the Raiders 16-11 with all 19 active position players seeing action in the contest. Redshirt freshman Rocky Laguna went 2-for-4 with three stolen bases and two RBI to lead the balanced offensive attack. Zachry Zinicola (2-for-2, 2 RBI), Colin Curtis (2-for-4, 2 R, 2 RBI), Joey Hooft (2-for-3, 3B, 2 RBI) and J.J. Sfera (2-for-2) also added multi-hit games. Sophomore second baseman Seth Dhaenens hit a two-run home run as part of the four-run second inning for his second homer of the season.

GAME 33

#24 SUN DEVILS 11, Wright State 3

April 2 at Packard Stadium

	<u>1</u>	<u>2</u>	<u>3</u>	<u>4</u>	<u>5</u>	<u>6</u>	<u>7</u>	<u>8</u>	<u>9</u>		<u>R</u>	<u>H</u>	<u>E</u>
WSU	0	0	0	0	0	1	0	0	0	-	1	11	1
ASU	0	4	0	6	0	0	1	2	x	-	13	16	2

W: Bresnehan (3-2); L: Snyder (1-4); S: None

HR: None

Time: 3:10 Attendance: 2,273 Record: 20-13

HIGHLIGHTS: Catcher Tuffy Gosewisch went 3-for-5 with four RBI to lead the No. 24 Sun Devils to a 11-3 series clinching victory over the Wright State Raiders on Saturday evening at Winkles Field at Packard Stadium. The Sun Devils won their fourth straight game and 14th out of the last 18 to improve to 20-13. Gosewisch led four players who tallied multi-hit games by recording his fifth game this season with three or more hits. Seth Dhaenens continued his hot hitting streak going 3-for-3 with one RBI and Rocky Laguna went 2-for-2 with three runs scored and reached base safely in each of his five plate appearances. Sophomore starting pitcher Pat Bresnehan tied his career high with seven strikeouts and limited the Raiders to five hits and two runs in five innings. The reigning Pac-10 Pitcher of the Week won his second straight start to improve to 3-2 on the season. Junior reliever Tony Barnett threw two scoreless frames and freshman right-hander Seth Garrison closed out the victory giving up one run and striking out three over the final two innings.

GAME 34

#24 SUN DEVILS 14, Wright State 1

April 3 at Packard Stadium

	<u>1</u>	<u>2</u>	<u>3</u>	<u>4</u>	<u>5</u>	<u>6</u>	<u>7</u>	<u>8</u>	<u>9</u>		<u>R</u>	<u>H</u>	<u>E</u>
WSU	0	0	0	1	0	0	0	0	0	-	1	5	3
ASU	1	6	3	0	0	2	2	0	x	-	14	15	0

W: Urquidez (5-2); L: Barrett (3-3); S: None

HR: Larish (13), Laguna (1), Persichina (1)

Time: 2:56 Attendance: 2,077 Record: 21-13

HIGHLIGHTS: Rocky Laguna went 3-for-4 with four RBI and hit his first career home run to lead the No. 24 Sun Devils to a 14-1 non-conference victory over Wright State on a sunny Sunday afternoon at Winkles Field at Packard Stadium. The Sun Devils swept the Raiders by a combined score of 38-5 to extend their season-high win streak to five games. Laguna had a pair of singles and a three-run home run to leads ASU's 15-hit attack. Seth Dhaenens continued his hot streak at the plate going 2-for-2 with two runs and a pair of walks. Senior first baseman Jeff Larish went 2-for-5 with three RBI, including a two-run double and his Pac-10 leading 13th home run of the season. Senior RHP Jason Urquidez earned the win in a predetermined four-inning start. Urquidez scattered three hits and struck out seven to improve to 5-2 on the season and 17-5 in his career.

GAME 35

#24 SUN DEVILS 11, California 7

April 9 at Evans Diamond (Game 1)

	<u>1</u>	<u>2</u>	<u>3</u>	<u>4</u>	<u>5</u>	<u>6</u>	<u>7</u>	<u>8</u>	<u>9</u>		<u>R</u>	<u>H</u>	<u>E</u>
ASU	0	4	0	0	3	2	2	0	0	-	11	13	0
CAL	0	2	2	0	0	0	0	2	1	-	7	12	2

W: Bordes (3-3); L: Dworkis (3-5); S: None

HR: Hooft (1), Satin (3), Bussiere (3)

Time: 3:34 Attendance: 472 Record: 22-13

HIGHLIGHTS: Travis Buck went 3-for-4 with two RBI and senior catcher Tuffy Gosewisch was 2-for-4 with three RBI to lead the No. 24 Sun Devils to a 11-7 victory over the California Golden Bears in the first game of a Pac-10 doubleheader Saturday afternoon at Evans Diamond. Buck raised his season batting average to a team-leading .361 with a pair of singles and his team-leading 14th double of the season. Gosewisch recorded his team-leading 13th multi-RBI game of the season, including a clutch two-out, two-run double in the top of the second inning. Leadoff hitter Rocky Laguna (2-for-6), second baseman Seth Dhaenens (2-for-3) and freshman center fielder J.J. Sfera (2-for-3) also notched multi-hit games as the Sun Devils out-hit Cal 13-12. Brett Bordes picked up the win out of the bullpen giving up three hits and two runs in 3.1 innings to improve to 3-3 on the season.

GAME 37

California 7, #24 SUN DEVILS 3

April 9 at Evans Diamond (Game 2)

	<u>1</u>	<u>2</u>	<u>3</u>	<u>4</u>	<u>5</u>	<u>6</u>	<u>7</u>	<u>8</u>	<u>9</u>		<u>R</u>	<u>H</u>	<u>E</u>
ASU	0	4	0	0	3	2	2	0	0	-	11	13	0
CAL	0	2	2	0	0	0	0	2	1	-	7	12	2

W: Gold (5-3); L: Bresnehan (3-3); S: None

HR: Errecart (6), Craig (4)

Time: 2:52 Attendance: 403 Record: 22-14

HIGHLIGHTS: California starting pitcher Adam Gold gave up three runs while working into the eighth inning to lead the Golden Bears to a 7-3 victory over No. 24 Arizona State to salvage the second game of a Pac-10 doubleheader Saturday afternoon at Evans Diamond. ASU starting pitcher Pat Bresnehan (Sherborn, Mass.) was saddled with the loss giving up six runs (five earned) in 5.2 innings to fall to 3-3 on the year. Colin Curtis led the Sun Devils at the plate going 3-for-4. Senior first baseman Jeff Larish hit a pair of doubles while going 2-for-3 with one run scored. Sophomore second baseman Seth Dhaenens continued his hot hitting by going 2-for-4 with one RBI to extend his hitting streak to five games. Leadoff hitter Rocky Laguna notched his sixth straight multi-hit game by going 2-for-5 to extend his hitting streak to eight games.

GAME 37

California 4, #24 SUN DEVILS 3

April 10 at Evans Diamond

	<u>1</u>	<u>2</u>	<u>3</u>	<u>4</u>	<u>5</u>	<u>6</u>	<u>7</u>	<u>8</u>	<u>9</u>		<u>R</u>	<u>H</u>	<u>E</u>
ASU	0	0	0	0	2	1	0	0	0	-	3	8	0
CAL	0	0	0	0	2	0	0	0	2	-	4	9	1

W: Talbott (3-1); L: Urquidez (5-3); S: None

HR: Bussiere (4)

Time: 2:58 Attendance: 513 Record: 22-15

HIGHLIGHTS: The California Golden Bears scored two runs in the bottom of the ninth inning off Arizona State closer Jason Urquidez to earn a 4-3 come-from-behind win and a crucial Pac-10 series victory over the No. 24 Sun Devils on a sunny Sunday afternoon at Evans Diamond. ASU carried a 3-2 lead into the bottom of the ninth inning, but a single and two walks off Urquidez loaded the bases. With one out, Cal leadoff hitter Mike Van Winden plated the game-tying run with a sharp single to left field. Third baseman Matt Einspahr followed with a line drive just over the glove shortstop Joe Persichina to drive home the game-winner. The ninth-inning rally spoiled another solid start from junior left-hander Erik Averill. Averill surrendered two runs and six hits in 5.2 innings while taking the no-decision. He struck out four and did not walk a batter.

GAME 38

SUN DEVILS 9, #14 Stanford 2

April 15 at Packard Stadium

	<u>1</u>	<u>2</u>	<u>3</u>	<u>4</u>	<u>5</u>	<u>6</u>	<u>7</u>	<u>8</u>	<u>9</u>		<u>R</u>	<u>H</u>	<u>E</u>
STAN	1	0	0	0	1	0	0	0	0	-	2	5	0
ASU	3	0	4	2	0	0	0	0	x	-	9	12	0

W: Averill (7-2); L: Romanczuk (5-4); S: None

HR: Larish (14), Rapoport (2)

Time: 2:38 Attendance: 2,842 Record: 23-15

HIGHLIGHTS: Erik Averill scattered five hits in eight strong innings to lead the Sun Devils to a commanding 9-2 victory over No. 14 Stanford Friday evening in Pac-10 action at Winkles Field at Packard Stadium. Averill won his fifth straight decision to improve to 7-2 on the season. The southpaw struck out five and walked one while improving to 19-8 in his career. Senior first baseman Jeff Larish went 2-for-3 with three RBI and hit his Pac-10 leading 14th home run of the year to lead the Sun Devils at the plate. ASU out-hit Stanford 12-5 and were led by five players with multi-hit games. Right fielder Travis Buck (2-for-3, 2 R), catcher Tuffy Gosewisch (2-for-4, 2 RB), third baseman Joey Hooft (2-for-4) and second baseman Seth Dhaenens (2-for-4) all recorded two hits in the ASU victory.

GAME 39

SUN DEVILS 6, #14 Stanford 5

April 16 at Packard Stadium

	<u>1</u>	<u>2</u>	<u>3</u>	<u>4</u>	<u>5</u>	<u>6</u>	<u>7</u>	<u>8</u>	<u>9</u>		<u>R</u>	<u>H</u>	<u>E</u>
STAN	0	0	1	0	0	1	2	1	0	-	5	9	0
ASU	0	2	0	0	0	0	1	0	3	-	6	9	2

W: Marotz (1-1); L: Holler (6-2); S: None

HR: Buck (3)

Time: 3:44 Attendance: 3,337 Record: 24-15

HIGHLIGHTS: Shortstop Joe Persichina drew a bases loaded walk with two outs in the bottom of the ninth inning to cap a three-run ninth inning to lead the Sun Devils to a dramatic 6-5 come-from-behind victory over the No. 14 Stanford Cardinal on Saturday night at Winkles Field at Packard Stadium. Junior pre-season All-American Travis Buck hit a game-tying two-run home run earlier in the ninth inning to set up the game-winning rally. Trailing 5-3 heading into their last at-bat, the Devils mounted a rally that ended in the third walk-off win of the season. After designated hitter Rocky Laguna led off the ninth with a single to center field, Buck drove a 2-2 pitch from Stanford ace reliever Blake Holler onto Rural Road over the right field fence to tie the game. Holler got two quick outs, but then walked left fielder Colin Curtis and was removed from the game after surrendering an infield single to second baseman Seth Dhaenens (Chandler, Ariz.). Freshman Nolan Gallagher came out of the bullpen and walked Joey Hooft to load the bases and then forced home the game-winner by missing on four out of five pitches to Persichina. Senior right-handed pitcher Ty Marotz benefited from the ninth-inning rally to pick up his first career win. Marotz gave up one hit and struck out two in a scoreless inning of work. Senior right-hander Jason Urquidez had his third straight solid start by allowing eight hits and four runs in six innings. He struck out eight and did not walk a batter to remain 5-3 on the season.



Sun Devil Baseball 2005

Game-by-Game Capsules:

GAME 40

SUN DEVILS 10, #14 Stanford 9

April 17 at Packard Stadium

	1	2	3	4	5	6	7	8	9	R	H	E
STAN	1	0	1	0	1	2	0	3	0	-	9	17 1
ASU	0	0	3	0	0	7	0	0	x	-	10	11 0

W: Barnette (3-1); L: Reynolds (0-2); S: Urquidez (2)

HR: Rapoport (3)

Time: 3:35 Attendance: 3,004 Record: 25-15

HIGHLIGHTS: Fueled by a three-run double off the bat of junior right fielder Travis Buck, Arizona State scored seven runs in the sixth inning and then held on for a series-sweeping 10-9 victory over No. 14 Stanford on a sunny Sunday afternoon in front of 3,004 fans at Winkles Field at Packard Stadium. The series sweep improved the Sun Devils to 25-15 overall and moved them into a tie for second in the Pac-10 at 6-3 with Oregon State and USC. After starting the season 6-9, ASU has won 19 of its last 25 games and are 9-11 against ranked opponents. Buck finished a solid weekend at the plate going 2-for-5 with three RBI and one run scored. Dhaenens extended his career-high hitting streak to nine games with his eighth multi-hit game of the year, going 2-for-4 with two RBI. Junior reliever Tony Barnette earned the win giving up three hits and two runs in an inning of work and Urquidez notched his second save of the year with 1.1 scoreless frames.

GAME 41

#20 SUN DEVILS 12, UCLA 5

April 22 at Packard Stadium

	1	2	3	4	5	6	7	8	9	R	H	E
UCLA	0	0	0	5	0	0	0	0	0	-	5	7 2
ASU	0	0	2	0	0	6	1	3	x	-	12	17 2

W: Marotz (2-1); L: Schroeder (1-4); S: Barnette (1)

HR: Gosewisch (6), Jensen (2)

Time: 3:29 Attendance: 2,543 Record: 26-15

HIGHLIGHTS: Arizona State junior right fielder Travis Buck and freshman center fielder J.J. Sferra each had three hits as the No. 20 Sun Devils earned a come-from-behind 12-5 victory over UCLA Friday evening in Pac-10 play at Winkles Field at Packard Stadium. With its 10th straight victory at Packard Stadium and 20th in the last 26 games, ASU improved to 26-15 overall and remain in a tie for second place with a 7-3 mark in league play. The victory also gave head coach Pat Murphy his 800th career victory. Senior right-hander Ty Marotz earned his second win in as many weekends with a perfect inning of work out of the bullpen. Junior right-hander Tony Barnette allowed just one hit in three scoreless innings to earn his first career save. All but one starting position player recorded a hit as the Sun Devils out-hit the Bruins 17-7. Buck continued his hot hitting by going 3-for-5 with a double and one RBI. Seth Dhaenens went 2-for-4 with two RBI to extend his hitting streak to 10 games. The bottom four hitters in the lineup (Dhaenens, Joey Hooft, Sferra, Romine) combined to go 9-for-17 with five RBI. Senior catcher Tuffy Gosewisch also belted his sixth home run of the year.

GAME 42

#20 SUN DEVILS 16, UCLA 2

April 23 at Packard Stadium

	1	2	3	4	5	6	7	8	9	R	H	E
UCLA	1	0	1	0	0	0	0	0	0	-	2	7 7
ASU	4	0	0	0	2	1	2	7	x	-	16	18 0

W: Urquidez (6-3); L: Beck (0-7); S: Bordes (2)

HR: Jensen (3)

Time: 3:45 Attendance: 2,687 Record: 27-15

HIGHLIGHTS: J.J. Sferra and junior right fielder Travis Buck each recorded four hits to lead the No. 20 Sun Devils to a commanding 16-2 victory over UCLA Saturday evening at Winkles Field at Packard Stadium. Buck went 4-for-5 with two runs scored and has now recorded six straight games with two or more hits. Sferra continued his torrid streak at the plate, notching a career-high four hits (4-for-5) and also added two RBI. Sferra is batting .438 (14-for-32) in nine Pac-10 games. Senior right-hander Jason Urquidez scattered six hits and two runs in six innings to earn the win. He struck out five and walked three to improve to 6-3 this season and 18-6 in his career. Junior lefty Brett Bordes tossed three innings of near-perfect relief, giving up one hit and striking out four to earn his second save of the year.

GAME 43

#20 SUN DEVILS 10, UCLA 8

April 24 at Packard Stadium

	1	2	3	4	5	6	7	8	9	R	H	E
UCLA	0	0	0	1	0	5	0	0	2	-	8	11 3
ASU	3	1	0	0	1	2	3	0	x	-	10	16 1

W: Zinicola (3-2); L: Schroeder (1-5); S: Barnette (2)


HR: Larish (15)

Time: 3:53 Attendance: 2,259 Record: 28-15

HIGHLIGHTS: Jeff Larish hit a go-ahead two-run home run in the bottom of the sixth inning and the No. 21 Sun Devils held off a late UCLA rally in a 10-8 series-sweeping victory over the Bruins Sunday afternoon at Packard Stadium. Extending their winning streak to a season-high tying six games, the Sun Devils improved to 28-15 overall and remain in second place with a 9-3 record in Pac-10 play. The Sun Devils led early 5-1, but UCLA rallied for five runs in the top of the sixth inning to take a 6-5 lead. After a walk to Travis Buck to lead off the bottom of the sixth inning, Larish hit his Pac-10 leading 15th home run of the season to give ASU the lead for good. The Devils added three more runs in the bottom of the seventh and then held off a late rally that saw the Bruins score a pair of runs on bases loaded walks from Zechry Zinicola. Inheriting a bases loaded jam, Tony Barnette needed only three pitches to strike out Tommy Lansdon to end the game and earn his second save of the weekend. ASU also stole a season high eight bases, ranking tied for fourth in the single-game record books. ASU out-hit the Bruins 16-11 and were led by multi-hit games from Buck (3-for-4), Colin Curtis (2-for-5, R, RBI), Larish (2-for-4, 2 R, 2 RBI), Seth Dhaenens (2-for-4, R, 2 SB) and J.J. Sferra (2-for-5, R, 2 RBI, SB).



Sun Devil Baseball 2005 -- Game by Game Statistics




AB-R-H-RBI Breakdown for Arizona State Sun Devil Baseball

(All games)

Opponent	Date	#7 BIANCAMA	#4 BUCK	#36 BUTLER	#9 CURTIS	#6 DHAENENS	#18 FOX	#39 GOSEWISZ	#5 HOOFT	#14 LAGUNA	#3 LANDRY	#11 LARISH	#15 PERSICHI	#12 ROMINE	#2 SFERRA	#28 SOGARD	#13 STOCKFIS	#37 ZINICOLA
LBSU	Jan 28	3-0-0-1	4-1-2-0	4-0-3-2	1-0-1-0	1-0-1-0	5-1-1-0	3-0-2-0	1-0-0-0	1-0-0-0	4-1-1-0	4-0-0-0	2-0-0-0	3-0-0-0
LBSU	Jan 29	4-0-2-0	3-1-1-1	4-0-0-1	4-2-3-1	4-0-0-0	3-2-1-1	3-1-1-0	4-1-2-2	4-1-1-0
LBSU	Jan 30	1-0-0-0	4-0-1-0	4-0-1-1	2-0-0-0	1-0-0-0	4-0-2-0	3-0-1-0	1-0-0-0	4-1-1-0	3-0-0-0	2-0-1-0	2-0-0-0	4-0-2-0
NMSU	Feb 04	4-1-0-0	4-2-2-0	1-0-0-0	5-1-1-0	1-0-0-0	5-1-2-2	4-3-2-0	1-0-1-2	..Def..	4-1-4-4	0-1-0-0	3-0-1-0	4-1-1-0	3-1-1-2
GU	Feb 05	3-3-3-2	4-2-1-0	4-0-2-3	4-0-2-2	4-0-0-0	..Def..	4-1-0-0	1-0-0-0	4-1-3-2	4-1-2-1	5-2-1-0
OSU	Feb 06	2-1-1-0	4-1-0-0	5-0-2-1	1-0-0-0	1-0-0-0	4-1-1-2	4-0-0-0	1-0-0-1	3-2-1-0	1-0-0-0	2-0-1-0	4-1-1-1	3-0-1-1
NMSU	Feb 07	4-1-1-0	4-1-2-2	1-0-0-0	5-2-3-2	5-0-2-2	5-1-3-1	5-1-1-0	2-1-1-0	3-1-0-1	5-3-2-1
USA	Feb 12	3-2-2-2	1-0-0-0	4-0-0-0	..Def..	3-1-1-1	4-1-2-1	2-0-0-0	4-1-2-2	3-1-1-0	3-0-1-1	4-1-1-0
OKLA	Feb 12	4-0-1-1	5-2-2-1	4-0-1-0	3-2-1-0	2-0-0-0	4-1-2-4	4-0-2-0	3-1-1-1	4-0-2-0	1-1-0-0
GU	Feb 13	2-0-0-0	4-0-0-0	2-0-0-0	1-0-0-0	4-0-1-0	4-0-1-0	4-0-0-0	3-0-2-0	2-0-0-0	3-0-0-0	1-0-0-0
ARIZ	Feb 15	2-1-1-0	6-1-1-1	1-0-1-0	6-1-4-1	1-0-0-0	5-0-1-0	5-1-2-2	1-0-0-0	6-0-0-1	3-0-0-1	4-1-0-0	4-1-1-0	4-0-0-0
TULANE	Feb 18	2-1-0-0	4-0-0-0	1-0-0-0	3-0-2-0	1-0-0-0	1-0-0-0	3-0-1-0	3-0-0-0	1-0-0-0	4-0-1-1	1-0-0-0	2-0-0-0	3-0-1-1	1-1-0-0	4-0-1-0
TULANE	Feb 19	3-0-1-0	0-0-0-0	4-1-1-0	4-0-3-2	4-0-1-0	2-0-1-0	4-0-1-0	3-0-0-0	4-0-1-0	3-1-1-0	3-0-0-0
TULANE	Feb 20	4-0-1-0	4-0-1-0	3-0-0-0	3-1-1-2	4-0-0-0	4-0-1-0	3-1-1-1	4-0-2-0	4-1-1-0	1-0-0-0
ARIZ	Feb 23	1-0-0-0	5-0-0-0	4-0-1-0	2-0-0-0	..Def..	4-1-2-1	1-0-0-0	2-0-0-2	3-2-2-2	4-2-2-0	3-0-1-0	1-0-0-0	5-0-1-0
BU	Feb 25	3-0-0-0	4-2-2-4	4-0-0-0	2-0-1-1	3-1-0-0	2-0-0-0	4-0-0-0	3-1-0-0	3-1-2-0	1-0-0-0	..Def..
BU	Feb 26	2-0-1-0	5-3-4-1	..Def..	3-2-3-3	4-1-2-4	2-1-2-2	1-0-0-0	5-1-1-1	3-0-0-0	3-2-2-0	3-2-1-0	2-0-0-0	..Def..
BU	Feb 27	5-1-2-1	1-0-0-0	3-1-0-0	4-1-1-3	5-1-1-1	1-0-1-2	4-2-2-0	3-0-1-0	3-1-0-0	3-0-0-0	5-0-1-0
UNC	Mar 04	1-0-0-0	6-1-2-1	0-0-0-0	1-1-0-0	4-1-1-0	5-0-0-0Def..	4-0-1-0	5-0-1-1	2-0-0-0	5-0-1-0	6-1-2-0	..Def..
ECU	Mar 05	1-0-0-0	4-2-1-0	1-1-0-0	4-1-1-0	1-0-0-0	4-2-2-4	2-0-0-0	3-2-1-3	3-0-0-0	4-0-0-0	4-1-0-0	1-1-0-0
OHIOST	Mar 06	1-0-1-0	4-0-2-1	3-1-0-0	4-0-1-2	2-1-2-0	2-0-0-0	4-0-0-0	0-0-0-0	3-1-1-0	4-0-1-0
LSU	Mar 11	1-0-0-0	5-0-1-0	3-1-1-1	1-0-0-0	1-1-0-0	3-2-0-0	4-0-2-2	..Def..	4-1-1-0	2-0-1-1	3-0-2-1	5-0-0-0	2-0-1-0
WIU	Mar 12	1-0-0-0	6-4-4-4	2-0-1-0	6-1-2-2	2-1-1-1	5-3-4-0	3-1-0-0	4-3-3-0	..Def..	6-2-3-5	1-0-0-0	4-2-1-1	1-0-0-0	1-0-0-0	2-1-2-0	3-1-2-2
WIU	Mar 13	1-0-0-0	8-2-6-3	2-0-0-1	8-2-2-2	5-4-3-6	5-5-3-3	5-2-3-2	4-1-3-1	2-0-0-0	6-6-4-4	2-2-1-1	5-2-5-4	1-0-0-0	1-1-1-1	2-1-2-1	3-1-1-0
LSU	Mar 13	2-0-0-0	3-1-0-0	4-0-1-0	2-0-0-0	4-0-1-1	4-1-1-2	2-0-0-0	2-1-1-0	3-0-1-0	1-0-0-0	2-0-0-0Def..	4-0-1-0
OKLA	Mar 18	5-1-2-1	4-1-2-0	4-1-1-0	4-1-1-1	3-0-0-1	4-0-0-0	3-1-2-1	4-0-2-1	3-0-0-0
OKLA	Mar 19	4-1-2-0	4-1-2-0	2-0-0-0	2-1-0-0	2-0-0-0	2-0-1-1	3-0-0-1	..Def..	2-1-0-0	..Def..	4-1-0-0	1-0-0-0	3-0-1-1
OKLA	Mar 20	4-3-3-1	3-1-1-0	..Def..	4-0-0-0	3-1-1-1	3-0-2-3	4-0-0-0	3-1-2-0	2-0-0-0	4-0-0-0	1-0-0-0	1-0-0-0	1-0-0-0
USC	Mar 24	5-2-3-1	5-2-2-1	4-0-1-1	5-1-2-2	4-0-0-0	4-1-1-1	2-0-0-0	3-1-1-0	4-1-1-0
USC	Mar 25	2-0-1-0	5-2-1-0	6-2-3-3	4-2-3-2	2-1-0-0	6-4-5-4	3-1-1-1	3-1-1-0	..Def..	7-2-2-2	..Def..	4-1-2-0	4-1-2-2	1-0-0-0	1-0-1-0
USC	Mar 26	4-1-0-0	5-0-0-0	2-0-0-0	5-0-1-0	4-0-0-0	5-0-2-0	2-1-1-2	4-0-0-0	3-0-1-0
WRIGHT	Apr 01	2-0-0-0	5-2-1-0	1-0-0-0	4-2-2-2	3-1-1-2	1-0-0-0	3-1-1-1	3-1-2-2	4-1-2-2	0-1-0-0	4-0-0-0	0-1-0-0	2-2-1-1	2-1-2-0	..Def..	1-0-1-0	2-0-2-2
WRIGHT	Apr 02	0-0-0-0	3-1-0-0	1-0-0-0	2-0-0-0	3-1-3-1	1-0-0-0	5-1-3-4	4-0-2-2	2-3-2-1	..Def..	2-3-1-0	1-0-0-0	4-1-1-1	4-1-1-0	0-0-0-0	..Def..	2-0-0-0
WRIGHT	Apr 03	0-0-0-0	5-2-2-1	1-0-0-0	3-2-1-0	2-2-2-1	1-0-0-0	4-0-0-1	4-1-1-0	4-2-3-4	..Def..	5-1-2-3	1-1-1-1	4-1-1-2	4-1-2-1	1-0-0-0	..Def..	1-0-0-0
CAL	Apr 09	4-2-3-2	5-1-1-0	3-2-2-0	4-1-2-3	4-2-1-1	6-1-2-1	4-0-0-0	2-0-0-1	3-2-2-1
CAL	Apr 09	5-0-0-0	1-0-0-0	4-0-3-0	4-0-2-1	3-1-0-0	4-0-0-0	5-0-2-1	3-1-2-1	3-0-0-0	3-1-1-0
CAL	Apr 10	4-0-2-1	3-0-0-0	4-0-1-1	..Def..	4-0-0-0	4-0-1-0	3-1-1-1	4-1-2-0	4-1-1-0	3-0-0-0
STAN	Apr 15	3-2-2-0	4-1-0-0	4-1-2-0	4-1-2-1	4-1-2-1	4-1-0-0	3-2-2-3	3-0-1-2	1-0-0-0	4-0-1-1
STAN	Apr 16	5-1-2-3	3-1-1-0	4-1-1-0	1-0-0-0	2-0-1-0	4-0-1-0	4-2-2-0	3-1-0-0	4-0-1-3	2-0-0-0
STAN	Apr 17	5-1-2-3	4-1-2-2	4-1-2-2	5-1-1-1	4-1-1-1	4-1-0-0	..Def..	3-1-1-0	3-1-0-0	4-2-2-0
UCLA	Apr 22	1-0-0-0	5-1-3-1	3-1-1-1	4-0-2-2	3-1-2-2	3-2-1-2	5-2-2-2	3-0-0-0	3-2-1-1	..Def..	3-2-2-1	5-1-3-0
UCLA	Apr 23	5-2-4-0	4-2-0-0	3-2-2-1	5-2-2-1	2-2-1-2	5-1-1-2	0-0-0-1	3-0-0-0	5-2-4-2	1-1-1-1	1-0-1-1	5-2-2-2
UCLA	Apr 24	2-1-1-0	4-2-3-2	5-1-2-1	4-1-2-0	2-0-1-1	4-1-1-1	4-0-1-1	4-2-2-2	4-1-1-0	..Def..	5-1-2-2	0-0-0-0



Sun Devil Baseball 2005 -- Game by Game Statistics

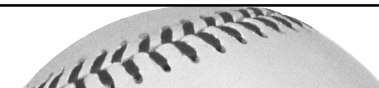


IP-H-R-ER-BB-SO Breakdown for Arizona State Sun Devil Baseball (All games)

Opponent	Date	#21 ANDES	#45 AVERILL	#50 BARNETTE	#49 BORDES, B	#40 BRESNEHAN	#31 DRYANSKI	#17 GARRISON
Long Beach State	Jan 28	4.0- 9- 4- 3- 0- 6*	2.0- 0- 1- 0- 1- 2	1.2- 1- 0- 0- 1- 2	1.0- 0- 2- 0- 0- 0
Long Beach State	Jan 29
Long Beach State	Jan 30	0.2- 0- 0- 0- 0- 0	2.1- 3- 2- 2- 0- 3	4.0- 6- 3- 0- 0- 4*	0.2- 3- 1- 1- 1- 2	1.1- 4- 5- 5- 2- 2
New Mexico State	Feb 04	9.0- 7- 0- 0- 0- 14*
Gonzaga	Feb 05	1.0- 4- 3- 3- 1- 0
Oregon State	Feb 06	0.1- 5- 5- 5- 0- 1	4.1- 6- 6- 4- 2- 2*	4.1- 4- 1- 1- 1- 7
New Mexico State	Feb 07	0.1- 0- 0- 0- 0- 0
South Alabama	Feb 12	9.0- 5- 2- 1- 1- 8*
Oklahoma	Feb 12	3.2- 1- 0- 0- 1- 5	0.0- 1- 0- 0- 0- 0
Gonzaga	Feb 13	4.2- 3- 0- 0- 0- 3
Arizona	Feb 15	5.1- 5- 2- 1- 2- 3*	2.1- 3- 3- 3- 1- 2	5.1- 2- 0- 0- 2- 7
Tulane	Feb 18	3.0- 4- 1- 1- 1- 2
Tulane	Feb 19	5.0- 8- 5- 5- 1- 1*	1.0- 3- 2- 2- 1- 0	1.0- 0- 0- 0- 0- 2
Tulane	Feb 20	1.0- 3- 1- 1- 1- 0	3.2- 2- 3- 3- 1- 1	3.0- 4- 5- 5- 2- 1*
Arizona	Feb 23	1.2- 5- 5- 3- 0- 1*	1.1- 0- 0- 0- 0- 0	1.0- 3- 1- 1- 0- 2	2.1- 5- 2- 2- 0- 1	0.1- 2- 2- 2- 1- 0
Baylor	Feb 25
Baylor	Feb 26	1.0- 1- 0- 0- 0- 1	1.2- 0- 0- 0- 0- 2	2.0- 3- 1- 1- 1- 0	4.0- 2- 2- 1- 1- 2*	0.1- 2- 1- 1- 0- 1
Baylor	Feb 27	5.0- 6- 4- 4- 1- 4*	0.1- 2- 1- 0- 1- 1	0.1- 0- 0- 0- 0- 0
North Carolina	Mar 04
East Carolina	Mar 05	6.1- 6- 3- 2- 4- 3*	2.2- 1- 0- 0- 1- 1
Ohio State	Mar 06	3.0- 1- 0- 0- 1- 4	6.0- 5- 0- 0- 2- 4*
LSU	Mar 11	0.1- 1- 0- 0- 2- 0	2.1- 1- 0- 0- 0- 3	2.0- 1- 0- 0- 0- 0
Western Illinois	Mar 12	5.0- 7- 1- 1- 1- 4*	4.0- 1- 0- 0- 2- 5
Western Illinois	Mar 13	1.2- 7- 4- 4- 1- 2*	1.1- 1- 0- 0- 0- 0	1.0- 1- 0- 0- 0- 1
LSU	Mar 13	3.0- 6- 6- 5- 1- 6	0.1- 4- 4- 4- 3- 0*	2.0- 3- 1- 1- 1- 2
Oklahoma	Mar 18	2.2- 2- 0- 0- 0- 4
Oklahoma	Mar 19	9.0- 5- 1- 0- 2- 7*
Oklahoma	Mar 20	1.0- 2- 2- 2- 1- 1	3.0- 3- 0- 0- 1- 2	3.0- 2- 3- 3- 2- 3*
USC	Mar 24	2.0- 2- 4- 4- 2- 0	1.1- 3- 3- 3- 3- 2	0.0- 0- 2- 2- 2- 0	0.0- 2- 0- 0- 0- 0
USC	Mar 25	9.0- 4- 1- 0- 2- 5*
USC	Mar 26	1.0- 2- 0- 0- 0- 0
Wright State	Apr 01	5.0- 5- 0- 0- 0- 5*
Wright State	Apr 02	2.0- 0- 0- 0- 1- 2	5.0- 5- 2- 2- 0- 7*	2.0- 2- 1- 1- 0- 3
Wright State	Apr 03	1.0- 1- 0- 0- 0- 1	1.0- 0- 0- 0- 0- 0
California	Apr 09	2.0- 3- 1- 1- 0- 3	3.1- 3- 2- 2- 1- 0
California	Apr 09	0.0- 1- 0- 0- 0- 0	5.2-10- 6- 5- 3- 4*	2.1- 3- 1- 1- 0- 0	0.0- 1- 0- 0- 0- 0
California	Apr 10	5.2- 6- 2- 2- 0- 4*
Stanford	Apr 15	8.0- 5- 2- 2- 1- 5*
Stanford	Apr 16	0.1- 0- 0- 0- 0- 0	1.0- 0- 1- 1- 1- 0
Stanford	Apr 17	1.0- 3- 2- 2- 1- 0	1.0- 1- 0- 0- 0- 0	4.0- 7- 3- 3- 2- 4*
UCLA	Apr 22	0.1- 0- 0- 0- 0- 0	3.0- 1- 0- 0- 0- 4
UCLA	Apr 23	5.0- 6- 5- 1- 1- 4*	3.0- 1- 0- 0- 0- 4
UCLA	Apr 24	0.1- 0- 0- 0- 0- 1	5.2-10- 6- 6- 1- 6*



Sun Devil Baseball 2005 -- Game by Game Statistics



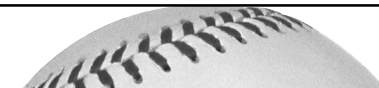
IP-H-R-ER-BB-SO Breakdown for Arizona State Sun Devil Baseball

(All games)

Opponent	Date	#47 MAROTZ	#41 SATOW	#34 URQUIDEZ	#37 ZINICOLA
Long Beach State	Jan 28				0.1- 0- 0- 0- 1- 1
Long Beach State	Jan 29	2.2- 2- 1- 1- 0- 4		5.0-10- 5- 5- 1- 4*	1.1- 1- 0- 0- 0- 1
Long Beach State	Jan 30				
New Mexico State	Feb 04				
Gonzaga	Feb 05			7.0- 6- 5- 4- 1- 4*	1.0- 1- 0- 0- 0- 0
Oregon State	Feb 06				
New Mexico State	Feb 07	5.2- 6- 3- 3- 0- 3*			3.0- 3- 7- 4- 4- 3
South Alabama	Feb 12				
Oklahoma	Feb 12			5.1- 9- 5- 4- 1- 3*	
Gonzaga	Feb 13				4.1- 4- 2- 1- 1- 4*
Arizona	Feb 15	0.2- 2- 2- 2- 0- 1			
Tulane	Feb 18			5.0- 6- 7- 6- 6- 7*	
Tulane	Feb 19	1.0- 2- 0- 0- 1- 1			
Tulane	Feb 20			0.1- 1- 0- 0- 0- 1	
Arizona	Feb 23	0.1- 1- 1- 1- 0- 0		1.0- 0- 0- 0- 0- 0	
Baylor	Feb 25			3.0- 1- 0- 0- 2- 4	6.0- 9- 3- 2- 0- 6*
Baylor	Feb 26				
Baylor	Feb 27			4.1- 2- 3- 0- 3- 2	
North Carolina	Mar 04			5.1- 0- 0- 0- 3- 9	5.2- 3- 3- 3- 4- 5*
East Carolina	Mar 05				
Ohio State	Mar 06				
LSU	Mar 11				3.1- 7- 6- 6- 3- 1*
Western Illinois	Mar 12				
Western Illinois	Mar 13		5.0- 9- 9- 6- 3- 1		
LSU	Mar 13			2.2- 7- 9- 7- 2- 2	
Oklahoma	Mar 18			1.1- 2- 0- 0- 0- 1	5.0- 2- 4- 4- 4- 5*
Oklahoma	Mar 19				
Oklahoma	Mar 20			2.0- 2- 0- 0- 1- 2	
USC	Mar 24	2.2- 1- 0- 0- 1- 3			2.0- 2- 0- 0- 1- 1*
USC	Mar 25				
USC	Mar 26			8.0- 6- 1- 1- 2- 1*	1.0- 0- 0- 0- 1- 1
Wright State	Apr 01	2.0- 4- 1- 0- 0- 1	2.0- 2- 0- 0- 1- 0		
Wright State	Apr 02				
Wright State	Apr 03			4.0- 3- 1- 1- 2- 7*	3.0- 1- 0- 0- 0- 3
California	Apr 09				3.2- 6- 4- 4- 3- 3*
California	Apr 09				
California	Apr 10			2.2- 3- 2- 2- 4- 3	
Stanford	Apr 15				1.0- 0- 0- 0- 1- 2
Stanford	Apr 16	1.0- 1- 0- 0- 0- 2		6.0- 8- 4- 4- 0- 8*	0.2- 0- 0- 0- 0- 0
Stanford	Apr 17			1.1- 1- 0- 0- 0- 1	1.1- 5- 4- 4- 0- 1
UCLA	Apr 22	1.0- 0- 0- 0- 0- 1			
UCLA	Apr 23			6.0- 6- 2- 2- 3- 5*	
UCLA	Apr 24				3.0- 1- 2- 2- 5- 3



Sun Devil Baseball 2005 -- Career/Season Statistics



Player	SEASON													CAREER												
	AVG	GP-GS	AB	R	H	2B	3B	HR	RBI	BB	HBP	SO	SB-ATT	AVG	GP-GS	AB	R	H	2B	3B	HR	RBI	BB	HBP	SO	SB-ATT
6 Seth Dhaenens....	.395	32-18	81	20	32	3	0	2	21	14	3	15	7-8	.316	77-45	177	47	56	6	0	2	29	38	3	39	10-15
4 Travis Buck.....	.387	43-43	191	52	74	17	3	3	35	16	4	27	15-21	.360	168-167	655	175	236	46	7	16	139	92	26	89	40-51
39 Tuffy Gosewisch..	.335	43-43	167	35	56	10	2	6	48	18	9	23	3-6	.324	191-158	549	118	178	33	3	10	140	75	24	91	5-10
9 Colin Curtis.....	.327	43-43	171	36	56	9	1	1	30	27	4	25	13-15	.313	100-100	361	73	113	20	1	6	66	65	10	64	25-29
2 J.J. Sferra.....	.325	37-33	126	26	41	4	1	0	15	7	2	16	5-11	.325	37-33	126	26	41	4	1	0	15	7	2	16	5-11
14 Rocky Laguna.....	.324	36-25	102	21	33	10	2	1	24	15	6	27	9-10	.324	36-25	102	21	33	10	2	1	24	15	6	27	9-10
11 Jeff Larish.....	.321	43-43	165	46	53	13	1	15	45	37	3	41	7-8	.334	199-197	764	203	255	52	6	43	213	179	10	152	13-21
5 Joey Hooft.....	.316	32-32	117	20	37	6	1	1	23	9	3	13	7-12	.316	32-32	117	20	37	6	1	1	23	9	3	13	7-12
18 Willy Fox.....	.311	26-12	61	17	19	4	0	4	19	6	5	18	4-4	.311	26-12	61	17	19	4	0	4	19	6	5	18	4-4
37 Zechry Zinicola..	.299	22-14	67	11	20	3	0	1	10	4	1	10	0-0	.287	79-48	167	31	48	11	0	4	36	16	2	32	0-0
12 Andrew Romine....	.267	38-36	116	23	31	4	2	0	16	7	1	17	8-9	.267	38-36	116	23	31	4	2	0	16	7	1	17	8-9
7 Vinny Biancamano..	.225	24-10	40	8	9	2	0	0	3	4	1	11	0-1	.225	24-10	40	8	9	2	0	0	3	4	1	11	0-1
15 Joe Persichina...	.223	42-24	94	16	21	4	2	1	13	13	2	18	4-4	.283	95-66	244	43	69	11	3	2	37	33	7	35	7-8

13 Austin Stockfisch	.875	12-0	8	3	7	0	0	0	2	0	1	0	0-0	.875	12-0	8	3	7	0	0	0	2	0	1	0	0-0
25 Eric Williams....	.500	7-0	2	1	1	0	0	0	1	1	0	1	0-0	.500	7-0	2	1	1	0	0	0	1	1	0	1	0-0
16 Greg Bordes.....	.200	12-2	5	1	1	1	0	0	0	1	0	1	0-1	.200	12-2	5	1	1	1	0	0	0	1	0	1	0-1
28 Eric Sogard.....	.188	14-2	16	3	3	0	0	0	2	3	0	3	0-0	.188	14-2	16	3	3	0	0	0	2	3	0	3	0-0
36 DJ Butler.....	.143	15-3	14	1	2	0	0	0	1	2	1	7	1-1	.143	15-3	14	1	2	0	0	0	1	2	1	7	1-1
3 Jeff Landry.....	.143	16-4	14	2	2	0	0	0	0	3	0	5	1-1	.143	16-4	14	2	2	0	0	0	0	3	0	5	1-1
49 Brett Bordes.....	.000	2-0	0	0	0	0	0	0	0	0	0	0	0-0	.000	64-10	0	2	0	0	0	0	0	0	0	0	0-0
Totals.....	.320	43-43	1557	342	498	90	15	35	308	187	46	278	84-112													
Opponents.....	.277	43-43	1523	241	422	80	10	36	223	139	44	332	31-55													

(All games Sorted by Earned run avg)

Player	ERA	W-L	APP	GS	CG	SHO/CBO	SV	IP	H	R	ER	BB	SO	ERA	W-L	APP	GS	CG	SHO/CBO	SV	IP	H	R	ER	BB	SO
45 Erik Averill.....	2.87	7-2	14	12	3	1/0	0	78.1	77	33	25	14	65	3.89	19-8	60	31	3	1/3	2	240.2	247	124	104	56	182
49 Brett Bordes.....	3.71	3-3	21	2	0	0/1	2	43.2	41	23	18	12	26	5.13	7-5	61	10	0	0/4	3	105.1	101	68	60	71	91
34 Jason Urquidez...	4.61	6-3	18	8	0	0/0	2	70.1	73	44	36	31	64	3.91	18-6	37	25	1	0/1	2	168.0	163	84	73	78	158
40 Pat Bresnehan....	4.91	3-3	16	10	1	0/1	0	58.2	67	35	32	23	56	4.86	6-5	39	11	1	0/2	5	100.0	108	63	54	50	101
37 Zechry Zinicola..	5.91	3-2	17	7	0	0/0	2	45.2	45	35	30	28	40	4.50	7-4	42	11	0	0/0	10	102.0	97	59	51	48	97
50 Tony Barnette....	7.08	3-1	23	3	0	0/0	2	40.2	56	38	32	16	44	7.08	3-1	23	3	0	0/0	2	40.2	56	38	32	16	44

21 Quentin Andes....	0.00	0-0	3	0	0	0/0	0	2.0	2	0	0	2	1	4.28	5-1	24	0	0	0/0	2	33.2	34	17	16	20	28
31 Kevin Dryanski...	3.07	0-0	8	0	0	0/0	0	14.2	17	7	5	2	6	3.07	0-0	8	0	0	0/0	0	14.2	17	7	5	2	6
47 Ty Marotz.....	3.71	2-1	9	1	0	0/0	0	17.0	19	8	7	2	16	5.08	2-1	26	4	0	0/1	0	39.0	43	25	22	17	41
41 Josh Satow.....	7.71	1-0	2	0	0	0/0	0	7.0	11	9	6	4	1	7.71	1-0	2	0	0	0/0	0	7.0	11	9	6	4	1
17 Seth Garrison....	9.00	0-0	8	0	0	0/0	1	9.0	14	9	9	5	13	9.00	0-0	8	0	0	0/0	1	9.0	14	9	9	5	13
Totals.....	4.58	28-15	43	43	4	2/1	9	387.0	422	241	197	139	332													
Opponents.....	6.98	15-28	43	43	0	1/1	7	375.1	498	342	291	187	278													



Sun Devil Baseball 2005

Position Players Single Game and Career Highs

#2 J.J. Sferra, OF (Phoenix, Ariz.)

Category	2005 Best
At Bats	6 (UNC; 3/4)
Runs	3 (NMSU; 2/7)
Hits	4 (UCLA; 4/23)
RBI	2 - 4x (UCLA; 4/24)
BB	1 - 5x (STAN; 4/16)
SB	2 (NMSU; 2/4)
2B	1 - 4x (UCLA; 4/23)
3B	1 (NMSU; 2/7)
Hit Streak	7 games

#3 Jeff Landry, INF (Walnut Creek, Calif.)

Category	2005 Best
At Bats	4 (UNC; 3/4)
Runs	1 - 2x (WRST; 4/1)
Hits	1 - 2x (LSU; 3/13)
RBI	None
BB	2 (Ohio State; 3/6)
SB	1 (UNC; 3/4)
2B	None
HR	None
Hit Streak	1

#4 Travis Buck, OF (Richland, Wash.)

Category	2005 Best	Career Best (last)
At Bats	8 (WIU; 3/13)	Same
Runs	4 (WIU; 3/12)	4 - 2x (WIU; 3/12/05)
Hits	6 (WIU; 3/13)	Same
RBI	4 - 2x (WIU; 3/12)	8 (UConn; 2/29/04)
BB	2 (WRST; 4/2)	3 (FSU; 2/8/04)
SB	3 (UCLA; 4/24)	Same
2B	2 - 3x (USC; 3/24)	4 (UConn; 2/28/04)
HR	1 - 3x (STAN; 4/16)	1 - 16x (STAN; 4/16/05)
Hit Streak	9 games	16 games

#5 Joey Hooft, INF (Reno, Nev.)

Category	2005 Best	Career Best (last)
At Bats	5 - 2x (Arizona; 2/15)	6 - 3x (Pace; 5/4/03)
Runs	3 (NMSU; 2/4)	4 (Pace; 5/3/03)
Hits	3 (LBSU; 1/29)	5 (Florida; 2/15/04)
RBI	3 (Oklahoma; 3/20)	7 (Pace; 5/2/03)
BB	1 - 7x (USC; 3/25)	3 (Rutgers; 3/13/04)
SB	2 (Arizona; 2/15)	3 (Jacksonville; 5/9/04)
2B	2 (NMSU; 2/7)	Same
HR	1 (Cal; 4/9)	2 (Pace 5/2/03)
Hit Streak	5 games	N/A

#6 Seth Dhaenens, INF (Chandler, Ariz.)

Category	2005 Best	Career Best (last)
At Bats	5 (WIU; 3/13)	5 - 4x (WIU; 3/13/05)
Runs	4 (WIU; 3/13)	4 - 2x (WIU; 3/13/05)
Hits	3 - 3x (WRST; 4/2)	3 - 4x (WRST; 4/2/05)
RBI	6 (WIU; 3/13)	Same
BB	2 - 2x (WRST; 4/3)	3 - 2x (WASH; 3/28/04)
SB	2 (UCLA; 4/24)	Same
2B	1 - 3x (Cal; 4/9)	1 - 6x (Cal; 4/9/05)
HR	1 - 2x (WRST; 4/1)	Same
Hit Streak	12 games	12 games

#7 Vinny Biancamano, INF (Glendale, Ariz.)

Category	2005 Best
At Bats	4 (NMSU; 2/4)
Runs	3 (Gonzaga; 2/5)
Hits	3 (Gonzaga; 2/5)
RBI	2 (Gonzaga; 2/5)
BB	1 - 4x (WRST; 4/2)
SB	None
2B	1 - 2x (OSU; 2/6)
HR	None
Hit Streak	2 games

#9 Colin Curtis, OF (Issaquah, Wash.)

Category	2005 Best	Career Best (last)
At Bats	8 (WIU; 3/13)	Same
Runs	2 - 6x (UCLA; 4/23)	3 - 2x (CSUN; 2/13/04)
Hits	4 (Arizona; 2/15)	Same
RBI	3 - 3x (USC; 3/25)	5 (NMSU; 5/3/04)
BB	4 (UNC; 3/4)	Same
SB	2 - 2x (OSU; 3/6)	2 - 3x (OSU; 3/6/05)
2B	2 (WIU; 3/12)	2 - 2x (WIU; 3/12/-5)
HR	1 (USC; 3/25)	1 - 6x (USC; 3/25/05)
Hit Streak	9 games	9 games

#11 Jeff Larish, 1B/OF (Tempe, Ariz.)

Category	2005 Best	Career Best (last)
At Bats	7 (USC; 3/25)	Same
Runs	6 (WIU; 3/13)	Same
Hits	4 - 2x (WIU; 3/13)	4 - 6x (WIU; 3/13/05)
RBI	5 (WIU; 3/12)	9 (SDSU; 1/26/03)
BB	3 - 2x (WRST; 4/2)	4 (WSU; 4/27/03)
SB	2 (WRST; 4/2)	Same
2B	2 - 2x (Cal; 4/9)	4 (Arizona; 5/25/03)
HR	2 - 3x (WIU; 3/13)	2 - 5x (WIU; 3/13/05)
Hit Streak	5 games	17 games

#12 Andrew Romine, SS (Lake Forest, Calif.)

Category	2005 Best
At Bats	5 - 2x (WIU; 3/13)
Runs	2 - 5x (UCLA; 4/22)
Hits	5 (WIU; 3/13)
RBI	4 (WIU; 3/13)
BB	2 (Arizona; 2/15)
SB	2 (WRST; 4/1)
2B	1 - 4x (WIU; 3/13)
3B	1 - 2x (WRST; 4/3)
HR	None
Hit Streak	5 games

#13 Austin Stockfisch, C (Scottsdale, Ariz.)

Category	2005 Best
At Bats	2 - 2x (WIU; 3/13)
Runs	1 - 3x (WIU; 3/13)
Hits	2 - 2x (WIU; 3/13)
RBI	1 - 2x (UCLA; 4/23)
BB	None
SB	None
2B	None
HR	None
Hit Streak	5 games



Sun Devil Baseball 2005

Position Players/Pitchers Single-Game and Career Highs

#14 Rocky Laguna, OF (Yuma, Ariz.)

Category	2005 Best
At Bats	5 - 2x (USC; 3/26)
Runs	3 - 2x (WRST; 4/2)
Hits	3 - 4x (WRST; 4/3)
RBI	4 (WRST; 4/3)
BB	2 - 3x (WRST; 4/2)
SB	4 (NMSU; 2/7)
2B	1 - 10x (STAN; 4/16)
HR	1 (WRST; 4/3)
Hit Streak	9 games

#15 Joe Persichina, INF (Rollings Hills Estates, Calif.)

Category	2005 Best	Career Best (last)
At Bats	4 - 6x (OKLA; 3/18)	5 - 5x (Stanford; 5/30/04)
Runs	2 - 3x (WIU; 3/13)	3 (ECU; 3/7/04)
Hits	2 - 4x (OKLA; 3/18)	4 (WSU; 4/23/04)
RBI	3 (STAN; 4/16)	3 - 2x (STAN; 4/16/05)
BB	3 (NMSU; 2/7)	Same
SB	1 - 4x (STAN; 4/17)	1 - 7x (STAN; 4/17/05)
2B	1 - 4x (UCLA; 4/24)	2 (ECU; 3/7/04)
3B	1 - 2x (STAN; 4/16)	1 - 3x (STAN; 4/16/05)
HR	1 (WRST; 4/3)	1 - 2x (WRST; 4/3/05)
Hit Streak	4 games	3 games

#16 Greg Bordes, INF (Mesa, Ariz.)

Category	2005 Best
At Bats	2 (WIU; 3/12)
Runs	1 (WIU; 3/13)
Hits	1 (WIU; 3/13)
RBI	None
BB	1 (UNC; 3/4)
SB	None
2B	1 (WIU; 3/13)
HR	None
Hit Streak	1 game

#18 Willy Fox, INF (Scottsdale, Ariz.)

Category	2005 Best
At Bats	5 - 2x (WIU; 3/13)
Runs	5 (WIU; 3/13)
Hits	4 (WIU; 3/12)
RBI	4 (Baylor; 2/26)
BB	2 (WIU; 3/13)
SB	2 (UNC; 3/4)
2B	2 (WIU; 3/12)
HR	1 - 4x (WIU; 3/13)
Hit Streak	4 games

#25 Eric Williams, OF (Carmel, NY)

Category	2005 Best
At Bats	1 - 2x (WRST; 4/2)
Runs	1 (WRST; 4/3)
Hits	1 (WRST; 4/1)
RBI	1 (WRST; 4/1)
BB	1 (WRST; 4/1)
SB	None
2B	None
HR	None
Hit Streak	1 game

#28 Eric Sogard, 3B (Phoenix, Ariz.)

Category	2005 Best
At Bats	5 (Baylor; 2/27)
Runs	1 - 3x (UCLA; 4/23)
Hits	1 - 3x (UCLA; 4/23)
RBI	1 - 2x (UCLA; 4/23)
BB	1 - 3x (WRST; 4/2)
SB	None
2B	None
HR	None
Hit Streak	1 game

#36 DJ Butler, OF (Benicia, Calif.)

Category	2005 Best
At Bats	2 (WIU; 3/12)
Runs	1 (ECU; 3/5)
Hits	1 - 2x (WIU; 3/12)
RBI	1 (WIU; 3/13)
BB	1 (Tulane; 2/19)
SB	1 (WIU; 3/12)
2B	None
HR	None
Hit Streak	1 game

#37 Zechry Zinicola, 1B/DH (San Bernadino, Calif.)

Category	2005 Best	Career Best (last)
At Bats	5 (Gonzaga; 2/5)	7 (UNM; 5/18/04)
Runs	2 - 3x (UCLA; 4/23)	4 (NMSU; 5/3/04)
Hits	2 - 5x (UCLA; 4/23)	2 - 12x (UCLA; 4/23/05)
RBI	2 - 4x (UCLA; 4/23)	3 (UConn; 2/29/04)
BB	1 - 3x (Oklahoma; 3/19)	3 (WST; 4/27/04)
SB	None	None
2B	1 (LBSU; 1/29)	2 (NMSU; 5/3/04)
HR	1 (WIU; 3/12)	1 - 4x (WIU; 3/12)
Hit Streak	6 games	6 games

#39 Tuffy Gosewisch, C (Scottsdale, Ariz.)


Category	2005 Best	Career Best (last)
At Bats	6 (USC; 3/25)	Same
Runs	4 (USC; 3/25)	Same
Hits	5 (USC; 3/25)	Same
RBI	4 - 2x (USC; 3/25)	4 - 3x (USC; 3/25/05)
BB	2 - 3x (STAN; 4/16)	2 - 12x (STAN; 4/16/05)
SB	1 - 3x (WIU; 3/13)	1 - 5x (WIU; 3/13/05)
2B	3 (NMSU; 2/7)	Same
HR	1 - 6x (UCLA; 4/22)	1 - 10x (UCLA; 4/22/05)
Hit Streak	11 games	11 games

#17 Seth Garrison, RHP (Coppell, Texas)

Category	2005 Best
Innings	4.0 (WIU; 3/12)
Runs Allowed	5 (LBSU; 1/30)
ER Allowed	5 (LBSU; 1/30)
K's	5 (WIU; 3/12)
BB	2 - 2x (WIU; 3/12)
Hits Allowed	4 (LBSU; 1/30)
WP	None
HBP	1 (LBSU; 1/30)
Pitches	73 (WIU; 3/12)



Sun Devil Baseball 2005



Pitchers Single-Game and Career Highs

#21 Quentin Andes, RHP (Albuquerque, N.M.)

Category	2005 Best	Career Best (last)
Innings	1.0 (Baylor; 2/26)	4.0 (Stanford; 5/28/04)
Runs Allowed	None	3 (USC; 4/4/04)
ER Allowed	None	3 (USC; 4/4/04)
K's	1 (Baylor; 2/26)	4 - 2x (NMSU; 5/4/04)
BB	2 (LSU; 3/11)	3 (UConn; 2/27/04)
Hits Allowed	1 - 2x (LSU; 3/11)	4 (USC; 4/4/04)
WP	None	1 - 2x (Stanford; 5/28/04)
HBP	1 (LBSU; 1/30)	1 - 6x (LBSU; 1/30/05)
Pitches	20 (LSU; 3/11)	51 (Stanford; 5/28/04)

#31 Kevin Dryanski, RHP (Phoenix, Ariz.)

Category	2005 Best	Career Best (last)
Innings	3.0 (Tulane; 2/18)	
Runs Allowed	2 - 2x (Arizona; 2/23)	
ER Allowed	2 (Arizona; 2/23)	
K's	2 - 2x (LSU; 3/13)	
BB	1 - 2x (LSU; 3/13)	
Hits Allowed	5 (Arizona; 2/23)	
WP	1 - 2x (Tulane; 2/18)	
HBP	2 (LBSU; 1/28)	
Pitches	55 (Tulane; 2/18)	

#34 Jason Urquidez, RHP (Simi Valley, Calif.)

Category	2005 Best	Career Best (last)
Innings	8.0 (USC; 3/26)	9.0 (Rice; 2/22/04)
Runs Allowed	9 (LSU; 3/13)	Same
ER Allowed	7 (LSU; 3/13)	Same
K's	9 (UNC; 3/4)	12 (OSU; 5/15/04)
BB	6 (Tulane; 2/18)	6 - 2x (Tulane; 2/18/05)
Hits Allowed	10 (LBSU; 1/29)	10 (LBSU; 1/29/05)
WP	1 - 5x (STAN; 4/16)	1 - 7x (STAN; 4/16/05)
HBP	1 - 5x (STAN; 4/16)	2 (WSU; 4/24/04)
Pitches	115 (Tulane; 2/18)	141 (USC; 4/2/04)

#37 Zechry Zinicola, RHP (San Bernadino, Calif.)

Category	2005 Best	Career Best (last)
Innings	6.0 (Baylor; 2/25)	7.0 (Cal; 3/21/04)
Runs Allowed	7 (NMSU; 2/7)	Same
ER Allowed	6 (LSU; 3/11)	Same
K's	6 (Baylor; 2/25)	Same
BB	5 (UCLA; 4/24)	Same
Hits Allowed	9 (Baylor; 2/25)	Same
WP	2 - 2x (OKLA; 3/18)	Same
HBP	3 (OKLA; 3/18)	Same
Pitches	103 (UNC; 3/4)	103 - 2x (UNC; 3/4/05)

#40 Pat Bresnehan, RHP (Sherborn, Mass.)

Category	2005 Best	Career Best (last)
Innings	9.0 (USC; 3/25)	Same
Runs Allowed	6 - 2x (UCLA; 4/24)	6 - 3x (UCLA; 4/24/05)
ER Allowed	6 (UCLA; 4/24)	Same
K's	7 - 3x (WRST; 4/2)	7 - 4x (WRST; 4/2/05)
BB	3 - 2x (Cal; 4/9)	4 - 2x (ORU; 4/8/04)
Hits Allowed	10 - 2x (UCLA; 4/24)	Same
WP	1 - 3x (Cal; 4/9)	1 - 7x (Cal; 4/9/05)
HBP	2 - 2x (OKLA; 3/20)	Same
Pitches	127 (Cal; 4/9)	Same

#41 Josh Satow, LHP (Scottsdale, Ariz.)

Category	2005 Best	Career Best (last)
Innings	5.0 (WIU; 3/13)	
Runs Allowed	9 (WIU; 3/13)	
ER Allowed	6 (WIU; 3/13)	
K's	1 (WIU; 3/13)	
BB	3 (WIU; 3/13)	
Hits Allowed	9 (WIU; 3/13)	
WP	None	
HBP	None	
Pitches	88 (WIU; 3/13)	

#45 Erik Averill, LHP (Orange, Calif.)

Category	2005 Best	Career Best (last)
Innings	9.0 - 3x (Oklahoma; 3/19)	Same
Runs Allowed	5 - 2x (UCLA; 4/22)	7 (Gonzaga; 2/16/04)
ER Allowed	5 (Tulane; 2/19)	6 (WASH; 3/26/04)
K's	14 (NMSU; 2/4)	Same
BB	4 (ECU; 3/5)	Same
Hits Allowed	9 (LBSU; 1/28)	12 (CSF; 6/5/04)
WP	2 (LBSU; 1/28)	2 - 2x (LBSU; 1/28/05)
HBP	2 - 2x (WRST; 4/1)	4 (USC; 3/29/03)
Pitches	130 (USA; 2/12)	Same

#47 Ty Marotz, RHP (Crystal Lake, Ill.)

Category	2005 Best	Career Best (last)
Innings	5.2 (NMSU; 2/7)	Same
Runs Allowed	3 (NMSU; 2/7)	3 - 4x (NMSU; 2/7/05)
ER Allowed	3 (NMSU; 2/7)	3 - 2x (NMSU; 2/7/05)
K's	4 (LBSU; 1/29)	5 (NMSU; 5/19/04)
BB	1 - 2x (USC; 3/24)	2 - 2x (NMSU; 5/19/04)
Hits Allowed	6 (NMSU; 2/7)	7 (NMSU; 5/19/04)
WP	None	1 - 3x (STAN; 5/30/04)
HBP	None	None
Pitches	78 (NMSU; 2/7)	Same

#49 Brett Bordes, LHP (Mesa, Ariz.)

Category	2005 Best	Career Best (last)
Innings	4.2 (GU; 2/13)	6.0 - 2x (WASH; 3/27/04)
Runs Allowed	6 (OSU; 2/6)	6 - 3x (OSU; 2/6/05)
ER Allowed	4 (OSU; 2/6)	6 - 2x (ARIZ; 5/23/04)
K's	4 (LBSU; 1/30)	10 (Arizona; 2/24/04)
BB	2 - 2x (OKLA; 3/20)	5 (WASH; 3/27/04)
Hits Allowed	6 - 2x (OSU; 2/6)	6 - 3x (OSU; 2/6/05)
WP	None	1 - 3x (UCLA; 4/18/04)
HBP	1 (USC; 3/24)	2 (Cal; 3/20/04)
Pitches	90 (OSU; 2/6)	106 (WASH; 3/27/04)

#50 Tony Barnette, RHP (Federal Way, Wash.)

Category	2005 Best	Career Best (last)
Innings	5.1 (Arizona; 2/15)	
Runs Allowed	6 (LSU; 3/13)	
ER Allowed	5 - 2x (LSU; 3/13)	
K's	6 (LSU; 3/13)	
BB	3 (USC; 3/24)	
Hits Allowed	7 (WIU; 3/13)	
WP	None	
HBP	1 - 4x (WIU; 3/13)	
Pitches	90 (Arizona; 2/15)	



Sun Devil Baseball 2005

Last Time it Happened in Sun Devil Baseball...

(Through 43 Games of 2005 Season)

Hitting Categories:

A SUN DEVIL HIT A GRAND SLAM: Travis Buck, Feb. 25, 2005 vs. Baylor (7th inning at Packard Stadium)
 ASU HIT A WALK-OFF HOME RUN: Jeff Larish, March 18, 2005 vs. Oklahoma (solo home run in bottom of ninth inning)
 A SUN DEVIL LED OFF A GAME WITH A HR: Dustin Pedroia, Mar. 13, 2004 vs. #11 Tulane (1-1 count at Packard Stadium)
 A SUN DEVIL HIT FOR THE CYCLE: Travis Buck, March 7, 2003 vs. Southern Utah (19-0 win)
 THE DEVILS HIT FOR THE CYCLE TO OPEN A GAME: April 27, 2003 vs. Washington State in first inning (HR/2B/1B/3B)
 THE DEVILS HIT BACK-TO-BACK HOME RUNS: Tuffy Gosewisch and Jeff Larish, March 13, 2005 vs. Western Illinois (1st inning)
 A SUN DEVIL HIT TWO HOME RUNS IN ONE GAME: Jeff Larish, March 13, 2005 vs. Western Illinois (4-for-6, 6 R, 4 RBI, 3-R HR, Solo HR)
 A SUN DEVIL HIT THREE HOME RUNS IN A GAME: Jeremy West, April 27, 2003 vs. Washington State
 A SUN DEVIL HAD 5 HITS IN A GAME: Tuffy Gosewisch, March 25, 2005 at USC (5-for-6, 4 R, 4 RBI)
 A SUN DEVIL HAD 6 HITS IN A GAME: Travis Buck, March 13, 2005 vs. Western Illinois (6-for-8, 3 RBI)
 A SUN DEVIL HAD 7 HITS IN A GAME: Jerry Mantlo, Feb. 6, 1972, vs. Michigan
 A SUN DEVIL HAD 3 DOUBLES IN A GAME: Tuffy Gosewisch, Feb. 7, 2005 vs. New Mexico State (11-10 victory)
 A SUN DEVIL HAD 4 DOUBLES IN A GAME: Travis Buck, Feb. 28, 2004 vs. Connecticut (16-5 victory)
 A SUN DEVIL HIT 2 TRIPLES IN A GAME: Travis Buck, March 12, 2005 vs. Western Illinois (19-1 victory at Alex Box Stadium)
 A SUN DEVIL HAD 7 RBI IN A GAME: Nick Walsh, April 27, 2003 vs. Washington State
 A SUN DEVIL HAD 8 RBI IN A GAME: Travis Buck, Feb. 29, 2004 vs. UConn (5-for-5, HR, 2B)
 A SUN DEVIL HAD 9 RBI IN A GAME: Jeremy West, April 27, 2003 vs. Washington State
 A SUN DEVIL STOLE 4 BASES IN A GAME: Rocky Laguna, Feb. 7, 2005 vs. New Mexico State (ties school record)
 A SUN DEVIL STRAIGHT STEAL OF HOME: Jeff Larish, Apr. 17, 2005 vs. Stanford (6th inning)
 A SUN DEVIL STRUCK OUT FOUR OR MORE TIMES IN A GAME: Jeff Larish, March 4, 2005 vs. North Carolina
 A SUN DEVIL WALKED FOUR TIMES IN A GAME: Colin Curtis, March 4, 2005 vs. North Carolina (0-for-1, 4 BB, HBP)
 A SUN DEVIL HITTER STRANDED SIX RUNNERS ON BASE: Tuffy Gosewisch (6), January 28, 2005 vs. Long Beach State
 A SUN DEVIL RECORDED 13 TOTAL BASES: Jeremy West (14), April 27, 2003 vs. Washington State (3 HR, 2 1B)
 A SUN DEVIL HAD TWO SAC BUNTS IN A GAME: Travis Buck, April 23, 2005 at Washington State
 A SUN DEVIL SCORED FIVE RUNS IN A GAME: Jeff Larish, March 13, 2005 vs. Western Illinois (6 runs scored)
 A SUN DEVIL WAS HIT BY PITCHES TWO OR MORE TIMES: Travis Buck (2), April 25, 2003 vs. Washington State
 AN OPPONENT HIT TWO HOME RUNS IN ONE GAME: Ryan Patterson (LSU), March 13, 2005 at Alex Box Stadium
 AN OPPONENT HIT A WALK-OFF HOME RUN: Jodran Brown (Arizona), Feb. 15, 2005 at Kindall Field (2-run HR in 14th inning)
 AN OPPONENT HIT A LEADOFF HOME RUN: Nathan Southard (Tulane), Feb. 18, 2005 at Turchin Stadium (off Jason Urquidez)

Pitching Categories:

A SUN DEVIL PITCHER THREW A NO-HITTER: Kevin Rawitzer, March 2, 1993, vs. Southern Utah (ASU 7, SUU 0)
 A SUN DEVIL PITCHER THREW A PERFECT GAME: Eddie Bane, March 2, 1973, vs. Cal State Northridge (ASU 9, CSUN 0)
 A SUN DEVIL PITCHER THREW A ONE-HITTER: Drew Friedberg, Jan. 24, 1999, vs. Hawaii-Hilo (ASU 10, Hilo 0)
 A SUN DEVIL PITCHER THREW A TWO-HITTER: Will Waldrip, Jan. 23, 1999, vs. Hawaii-Hilo (ASU 3, Hilo 0)
 ARIZONA STATE WAS NO-HIT: Phil Keller (Stanford), March 23, 1970 (Stanford 1, ASU 0)
 ARIZONA STATE WAS ONE-HIT: Alan Dunn/Tim Meacham (Alabama), June 10, 1983 (Alabama 6, ASU 0)
 A SUN DEVIL PITCHER THREW A COMPLETE GAME: Pat Bresnehan, March 25, 2005 at USC (17-1 win)
 A SUN DEVIL PITCHER THREW A COMPLETE GAME SHUTOUT: Erik Averill, Feb. 4, 2005 vs. New Mexico State (12-0 victory)
 A SUN DEVIL PITCHER THREW BACK-TO-BACK COMPLETE GAMES: Erik Averill (2/4, 2/12, 2005)
 AN OPPOSING PITCHER THREW A COMPLETE GAME: Mark Romanczuk (Stanford), March 24, 2003 (4-2 Stanford Win)
 THE SUN DEVILS SHUT OUT AN OPPONENT (1 OR MORE PITCHERS): Ohio State (3-0), March 6, 2005 (2 times in 2005)
 THE SUN DEVILS WERE SHUT OUT: Gonzaga, February 13, 2005 (Gonzaga 2, ASU 0)
 A SUN DEVIL STRUCK OUT 10 OR MORE BATTERS IN A GAME: Erik Averill (14), Feb. 4, 2005 vs. New Mexico State (CG)
 A SUN DEVIL STRUCK OUT 15 OR MORE BATTERS IN A GAME: Mike Esposito (17), March 29, 2002 vs. UW
 AN OPPOSING PITCHER STRUCK OUT 10 OR MORE SUN DEVILS: Andrew Miller, North Carolina, (12), March 4, 2005 (at East Carolina)
 THE SUN DEVIL PITCHING STAFF DID NOT WALK A BATTER: at New Mexico State, Feb. 4, 2005 (12-0 win)
 A SUN DEVIL PITCHER RECORDED 10 WINS IN A SEASON: Jason Urquidez (2004) -- 12-3
 A SUN DEVIL PITCHER HIT THREE BATTERS IN A GAME: Jeff Mousser (3), April 4, 2004 vs. USC (10-3 loss at Packard Stadium)

Fielding Categories:

THE SUN DEVILS HAD NO ERRORS IN A GAME: April 23, 2005 vs. UCLA (16-2 win) - 12 times in 2005.
 THE SUN DEVILS COMMITTED FIVE ERRORS IN A GAME: February 27, 2005 vs. #8 Baylor (8-7 loss in 10 innings)
 A SUN DEVIL COMMITTED THREE OR MORE ERRORS IN A GAME: Jeff Landry, March 13, 2005 at LSU (3)
 A SUN DEVIL HAD 15 OR MORE PUTOUTS IN A GAME: Tuffy Gosewisch (16), Feb. 8, 2004 vs. Florida State
 A SUN DEVIL HAD 20 OR MORE PUTOUTS IN A GAME: Jeff Phelps (21), March 6, 1999, vs. Stanford
 A SUN DEVIL HAD EIGHT OR MORE ASSISTS IN A GAME: Dennis Wyrick (SS), Feb. 6, 2000, vs. Florida State
 THE SUN DEVILS TURNED FIVE DOUBLE PLAYS IN A GAME: May 7, 1999, vs. Washington (Husky Ballpark)
 THE SUN DEVILS TURNED A TRIPLE PLAY: April 16, 2004 at UCLA (Travis Buck (RF), Dustin Pedroia (SS), Seth Dhaenens (3B)).

Scoring and Misc. Categories:

THE SUN DEVILS RECORDED 20 OR MORE HITS: 35, March 13, 2005 vs. Western Illinois (school record in hits)
 THE SUN DEVILS RECORDED 20 HITS IN BACK-TO-BACK GAMES: March 12-13 vs. Western Illinois (23/35)
 THE SUN DEVILS SCORED 20 OR MORE RUNS: 30, March 13, 2005 vs. Western Illinois (30-13 victory in Baton Rouge, La.)
 THE SUN DEVILS SCORED 30 OR MORE RUNS: 30, March 13, 2005 vs. Western Illinois (30-13 victory in Baton Rouge, La.)
 THE SUN DEVILS SCORED 10 OR MORE RUNS IN AN INNING: (15 - 9th), March 13, 2005 vs. Western Illinois (16 hits, 15 runs)
 THE SUN DEVILS LEFT 15 OR MORE RUNNERS ON BASE: Florida State (15) -- 12-6 win at Packard Stadium.
 THE SUN DEVILS SURRENDERED A NINTH INNING LEAD (WALK-OFF LOSS): at California, Apr. 10, 2005 (led 3-2, lost 4-3)
 ASU SWEPT A THREE-GAME PAC-10 SERIES: UCLA: April 22-24, 2005 (12-5, 16-2, 10-8)
 ASU WAS SWEPT IN A PAC-10 SERIES: at UCLA, April 16-18, 1999 (11-10 L, 9-3 L, 8-6 L)
 ASU WAS SWEPT IN A PAC-10 SERIES AT HOME: vs. USC, March 27-29, 1997 at Packard Stadium (12-7 L, 15-4 L, 11-7 L)
 THE SUN DEVILS PLAYED EXTRA INNINGS: at No. 21 USC, March 26, 2005 at Dedeaux Field (2-1 win in 10 innings)
 THE SUN DEVILS PLAYED 14 OR MORE INNINGS: at Arizona, Feb. 15, 2005 at Kindall Field at Sancet Stadium (7-6 loss on walk-off HR)
 THE SUN DEVILS PLAYED BACK-TO-BACK EXTRA-INNING GAMES: Feb. 27, 2005 (Baylor - 10) and Mar. 4, 2005 (North Carolina - 11)
 ASU PLAYED A GAME OVER 5 HOURS: at Arizona, Feb. 15, 2005, 5:13 (7-6 loss in 14 innings)



The Series History

Arizona State vs. Oregon State

<u>Date</u>	<u>ASU W/L</u>	<u>Score</u>	<u>Site</u>
3/21/63	W	5-4	Tempe
3/22/63	L	6-8	Tempe
3/23/63	L	5-8	Tempe
3/23/63	W	7-2	Tempe
3/25/65	W	10-3	Tempe
3/26/65	W	9-3	Phoenix
3/27/65	W	9-4	Tempe
3/27/65	W	2-0	Tempe
3/20/67	L	1-5	Phoenix
3/21/67	L	5-7	Tempe
3/22/67	W	7-3	Phoenix
3/24/70	W	10-3	Riverside
3/25/71	W	5-4	Riverside
3/23/76	W	11-9	Riverside
4/02/76	W	9-8	Tempe
3/23/77	W	11-6	Tempe
3/27/85	L	2-13	Riverside
4/01/89	W	4-2	Riverside
4/01/99	W	9-5	Corvallis
4/02/99	L	8-9	Corvallis
4/03/99	W	21-9	Corvallis
4/07/00	W	1-0	Tempe
4/08/00	L	3-11	Tempe
4/09/00	W	8-7	Tempe
3/24/01	W	10-2	Corvallis
3/25/01	L	1-4	Corvallis
3/26/01	L	2-12	Corvallis
1/31/02	W	13-5	Mesa
5/24/02	W	13-7	Mesa
5/25/02	W	9-8	Mesa
5/26/02	W	5-2	Mesa
2/16/03	W	9-4	Surprise
5/12/03	W	14-4	Corvallis
5/13/03	L	1-6	Corvallis
5/14/03	W	12-7	Corvallis
5/14/04	W	9-3	Tempe
5/15/04	W	3-1	Tempe
5/16/04	W	8-4	Tempe
2/06/05	L	6-12	Tempe
Totals:	28-11 (ASU leads)	---	---
<i>at ASU:</i>	18-6 (ASU leads)		
<i>at OSU:</i>	5-4 (ASU leads)		
<i>at Riverside:</i>	4-1 (ASU leads)		
<i>at Surprise:</i>	1-0 (ASU leads)		

Arizona State Career Stats vs. Oregon State:

Player	Avg.	G	AB	R	H	RBI	2B	3B	HR	SB
Biancamano	.500	1	2	1	1	0	1	0	0	0
Romine	.500	1	2	0	1	0	0	0	0	1
Larish	.317	10	41	8	13	8	3	0	0	2
Zinicola	.313	4	16	3	5	4	2	0	1	0
Gosewisch	.276	8	29	7	8	8	2	0	2	0
Sferra	.250	1	4	1	1	1	1	0	0	0
Buck	.222	7	27	5	6	7	1	0	1	3
Curtis	.231	4	13	3	3	2	0	0	0	1
Persichina	.167	4	6	1	1	1	0	0	0	0
Bocchi	.000	4	3	1	0	0	0	0	0	0
Dhaenens	.000	1	1	0	0	0	0	0	0	0
Fox	.000	1	1	0	0	0	0	0	0	0
Hooft	.000	1	4	0	0	0	0	0	0	0
Laguna	.000	1	1	0	0	0	0	0	0	0
Player	ERA	W-L	SV	G	IP	H	R	ER	BB	SO
Zinicola	0.00	0-0	2	2	2.2	1	0	0	1	5
Averill	0.00	1-0	1	2	3.1	1	0	0	1	6
Urquidez	1.08	1-0	0	1	8.1	9	1	1	2	12
Bresnehan	2.08	0-0	0	1	4.1	4	1	1	1	7
Bordes	4.35	1-1	0	3	10.1	13	10	5	4	7
Andes	9.00	0-0	0	1	1.0	2	1	1	1	1
Barnette	99.00	0-0	0	1	0.1	5	5	5	0	1

Career Stats vs. Oregon State

Quentin Andes

Year	ERA	W-L	App	GS	CG	SHO/CBO	SV	IP	H	R	ER	BB	SO	2B	3B	HR	BF	B/Avg	WP	HBP	SFA	SHA
2004....	9.00	0-0	1	0	0	0/0	0	1.0	2	1	1	1	1	0	0	0	7	.500	0	1	0	1
TOTAL...	9.00	0-0	1	0	0	0/0	0	1.0	2	1	1	1	1	0	0	0	7	.500	0	1	0	1

Erik Averill

Year	ERA	W-L	App	GS	CG	SHO/CBO	SV	IP	H	R	ER	BB	SO	2B	3B	HR	BF	B/Avg	WP	HBP	SFA	SHA
2004....	0.00	1-0	2	0	0	0/0	1	3.1	1	0	0	1	6	1	0	0	12	.100	1	0	1	0
TOTAL...	0.00	1-0	2	0	0	0/0	1	3.1	1	0	0	1	6	1	0	0	12	.100	1	0	1	0

Tony Barnette

Year	ERA	W-L	App	GS	CG	SHO/CBO	SV	IP	H	R	ER	BB	SO	2B	3B	HR	BF	B/Avg	WP	HBP	SFA	SHA
2005....	99.00	0-0	1	0	0	0/0	0	0.1	5	5	5	0	1	2	0	0	7	.833	0	1	0	0
TOTAL...	99.00	0-0	1	0	0	0/0	0	0.1	5	5	5	0	1	2	0	0	7	.833	0	1	0	0

Vinny Biancamano

Year	Avg	GP-GS	AB	R	H	2B	3B	HR	RBI	TB	SLG%	BB	HBP	SO	GDP	OB%	SF	SH	SB-ATT	PO	A	E	FLD%
2005....	.500	1-1	2	1	1	1	0	0	0	2	1.000	1	0	1	0	.667	0	0	0-0	3	1	2	.667
TOTAL...	.500	1-1	2	1	1	1	0	0	0	2	1.000	1	0	1	0	.667	0	0	0-0	3	1	2	.667

Joel Bocchi

Year	Avg	GP-GS	AB	R	H	2B	3B	HR	RBI	TB	SLG%	BB	HBP	SO	GDP	OB%	SF	SH	SB-ATT	PO	A	E	FLD%
2002....	.000	1-0	0	0	0	0	0	0	0	0	.000	0	0	0	0	.000	0	0	0-0	2	0	0	1.000
2003....	.000	1-1	2	0	0	0	0	0	0	0	.000	0	0	2	0	.000	0	0	0-0	2	2	0	1.000
2004....	.000	2-0	1	1	0	0	0	0	0	0	.000	1	0	1	0	.500	0	0	0-0	0	0	0	.000
TOTAL...	.000	4-1	3	1	0	0	0	0	0	0	.000	1	0	3	0	.250	0	0	0-0	4	2	0	1.000

Brett Bordes

Year	ERA	W-L	App	GS	CG	SHO/CBO	SV	IP	H	R	ER	BB	SO	2B	3B	HR	BF	B/Avg	WP	HBP	SFA	SHA
2003....	0.00	0-0	1	0	0	0/0	0	1.0	3	2	0	0	1	0	0	0	7	.429	0	0	0	0
2004....	1.80	1-0	1	1	0	0/0	0	5.0	4	2	1	2	4	1	0	1	22	.222	0	1	0	1
2005....	8.31	0-1	1	1	0	0/0	0	4.1	6	6	4	2	2	3	0	1	22	.316	0	0	0	1
TOTAL...	4.35	1-1	3	2	0	0/0	0	10.1	13	10	5	4	7	4	0	2	51	.295	0	1	0	2

Pat Bresnehan

Year	ERA	W-L	App	GS	CG	SHO/CBO	SV	IP	H	R	ER	BB	SO	2B	3B	HR	BF	B/Avg	WP	HBP	SFA	SHA
2005....	2.08	0-0	1	0	0	0/0	0	4.1	4	1	1	1	7	0	1	0	17	.250	0	0	0	0
TOTAL...	2.08	0-0	1	0	0	0/0	0	4.1	4	1	1	1	7	0	1	0	17	.250	0	0	0	0

Travis Buck

Year	Avg	GP-GS	AB	R	H	2B	3B	HR	RBI	TB	SLG%	BB	HBP	SO	GDP	OB%	SF	SH	SB-ATT	PO	A	E	FLD%
2003....	.167	3-3	12	2	2	0	0	1	3	5	.417	1	0	3	1	.231	0	0	2-2	4	1	0	1.000
2004....	.364	3-3	11	2	4	1	0	0	4	5	.455	1	1	0	1	.462	0	1	1-1	6	0	0	1.000
2005....	.000	1-1	4	1	0	0	0	0	0	0	.000	0	1	0	0	.200	0	0	0-0	1	0	0	1.000
TOTAL...	.222	7-7	27	5	6	1	0	1	7	10	.370	2	2	3	2	.323	0	1	3-3	11	1	0	1.000

Colin Curtis

Year	Avg	GP-GS	AB	R	H	2B	3B	HR	RBI	TB	SLG%	BB	HBP	SO	GDP	OB%	SF	SH	SB-ATT	PO	A	E	FLD%
2004....	.125	3-3	8	3	1	0	0	0	1	1	.125	4	0	1	0	.417	0	0	1-1	5	0	0	1.000
2005....	.400	1-1	5	0	2	0	0	0	1	2	.400	0	0	1	0	.400	0	0	0-0	0	0	1	.000
TOTAL...	.231	4-4	13	3	3	0	0	0	2	3	.231	4	0	2	0	.412	0	0	1-1	5	0	1	.833

Seth Dhaenens

Year	Avg	GP-GS	AB	R	H	2B	3B	HR	RBI	TB	SLG%	BB	HBP	SO	GDP	OB%	SF	SH	SB-ATT	PO	A	E	FLD%
2005....	.000	1-0	1	0	0	0	0	0	0	0	.000	0	0	0	0	.000	0	0	0-0	0	0	0	.000
TOTAL...	.000	1-0	1	0	0	0	0	0	0	0	.000	0	0	0	0	.000	0	0	0-0	0	0	0	.000

Willy Fox

Year	Avg	GP-GS	AB	R	H	2B	3B	HR	RBI	TB	SLG%	BB	HBP	SO	GDP	OB%	SF	SH	SB-ATT	PO	A	E	FLD%
2005....	.000	1-0	1	0	0	0	0	0	0	0	.000	0	0	0	0	.000	0	0	0-0	0	0	0	.000
TOTAL...	.000	1-0	1	0	0	0	0	0	0	0	.000	0	0	0	0	.000	0	0	0-0	0	0	0	.000

Career Stats vs. Oregon State

Tuffy Gosewisch

Year	Avg	GP-GS	AB	R	H	2B	3B	HR	RBI	TB	SLG%	BB	HBP	SO	GDP	OB%	SF	SH	SB-ATT	PO	A	E	FLD%
2002....	.000	1-1	4	0	0	0	0	0	0	0	.000	0	0	0	0	.000	0	0	0-0	5	0	0	1.000
2003....	.417	3-3	12	4	5	2	0	1	4	10	.833	2	0	2	0	.500	0	0	0-0	19	1	0	1.000
2004....	.222	3-3	9	2	2	0	0	0	2	2	.222	2	1	1	0	.417	0	0	0-1	30	2	0	1.000
2005....	.250	1-1	4	1	1	0	0	1	2	4	1.000	0	0	2	0	.250	0	0	0-0	10	1	0	1.000
TOTAL...	.276	8-8	29	7	8	2	0	2	8	16	.552	4	1	5	0	.382	0	0	0-1	64	4	0	1.000

Joey Hooft

Year	Avg	GP-GS	AB	R	H	2B	3B	HR	RBI	TB	SLG%	BB	HBP	SO	GDP	OB%	SF	SH	SB-ATT	PO	A	E	FLD%
2005....	.000	1-1	4	0	0	0	0	0	0	0	.000	0	0	2	0	.000	0	0	0-0	0	4	2	.667
TOTAL...	.000	1-1	4	0	0	0	0	0	0	0	.000	0	0	2	0	.000	0	0	0-0	0	4	2	.667

Rocky Laguna

Year	Avg	GP-GS	AB	R	H	2B	3B	HR	RBI	TB	SLG%	BB	HBP	SO	GDP	OB%	SF	SH	SB-ATT	PO	A	E	FLD%
2005....	.000	1-0	1	0	0	0	0	0	1	0	.000	0	0	0	0	.000	0	0	0-0	0	0	0	.000
TOTAL...	.000	1-0	1	0	0	0	0	0	1	0	.000	0	0	0	0	.000	0	0	0-0	0	0	0	.000

Jeff Larish

Year	Avg	GP-GS	AB	R	H	2B	3B	HR	RBI	TB	SLG%	BB	HBP	SO	GDP	OB%	SF	SH	SB-ATT	PO	A	E	FLD%
2002....	.417	2-2	12	2	5	1	0	0	1	6	.500	0	0	0	0	.417	0	0	0-0	0	3	1	.750
2003....	.333	4-4	12	4	4	1	0	0	5	5	.417	4	0	1	0	.421	3	0	1-1	31	1	0	1.000
2004....	.214	3-3	14	0	3	0	0	0	2	3	.214	0	0	1	0	.214	0	0	0-0	3	0	0	1.000
2005....	.333	1-1	3	2	1	1	0	0	0	2	.667	0	1	1	0	.500	0	0	1-1	12	2	0	1.000
TOTAL...	.317	10-10	41	8	13	3	0	0	8	16	.390	4	1	3	0	.367	3	0	2-2	46	6	1	.981

Joe Persichina

Year	Avg	GP-GS	AB	R	H	2B	3B	HR	RBI	TB	SLG%	BB	HBP	SO	GDP	OB%	SF	SH	SB-ATT	PO	A	E	FLD%
2004....	.200	3-3	5	1	1	0	0	0	1	1	.200	1	0	2	0	.333	0	0	0-0	16	3	0	1.000
2005....	.000	1-0	1	0	0	0	0	0	0	0	.000	0	0	0	0	.000	0	0	0-0	0	0	0	.000
TOTAL...	.167	4-3	6	1	1	0	0	0	1	1	.167	1	0	2	0	.286	0	0	0-0	16	3	0	1.000

Andrew Romine

Year	Avg	GP-GS	AB	R	H	2B	3B	HR	RBI	TB	SLG%	BB	HBP	SO	GDP	OB%	SF	SH	SB-ATT	PO	A	E	FLD%
2005....	.500	1-1	2	0	1	0	0	0	0	1	.500	0	0	0	0	.500	0	1	1-1	1	4	0	1.000
TOTAL...	.500	1-1	2	0	1	0	0	0	0	1	.500	0	0	0	0	.500	0	1	1-1	1	4	0	1.000

J.J. Sferra

Year	Avg	GP-GS	AB	R	H	2B	3B	HR	RBI	TB	SLG%	BB	HBP	SO	GDP	OB%	SF	SH	SB-ATT	PO	A	E	FLD%
2005....	.250	1-1	4	1	1	1	0	0	1	2	.500	0	0	2	0	.250	0	0	0-0	0	0	0	.000
TOTAL...	.250	1-1	4	1	1	1	0	0	1	2	.500	0	0	2	0	.250	0	0	0-0	0	0	0	.000

Jason Urquidez

Year	ERA	W-L	App	GS	CG	SHO/CBO	SV	IP	H	R	ER	BB	SO	2B	3B	HR	BF	B/Avg	WP	HBP	SFA	SHA
2004....	1.08	1-0	1	1	0	0/0	0	8.1	9	1	1	2	12	0	0	0	36	.273	0	1	0	0
TOTAL...	1.08	1-0	1	1	0	0/0	0	8.1	9	1	1	2	12	0	0	0	36	.273	0	1	0	0

Zechry Zinicola

Year	Avg	GP-GS	AB	R	H	2B	3B	HR	RBI	TB	SLG%	BB	HBP	SO	GDP	OB%	SF	SH	SB-ATT	PO	A	E	FLD%
2004....	.308	3-3	13	3	4	2	0	1	3	9	.692	1	0	0	1	.357	0	0	0-0	0	0	0	.000
2005....	.333	1-1	3	0	1	0	0	0	1	1	.333	0	0	0	0	.333	0	0	0-0	0	0	0	.000
TOTAL...	.313	4-4	16	3	5	2	0	1	4	10	.625	1	0	0	1	.353	0	0	0-0	0	0	0	.000

Year	ERA	W-L	App	GS	CG	SHO/CBO	SV	IP	H	R	ER	BB	SO	2B	3B	HR	BF	B/Avg	WP	HBP	SFA	SHA
2004....	0.00	0-0	2	0	0	0/0	2	2.2	1	0	0	1	5	1	0	0	10	.111	0	0	0	0
TOTAL...	0.00	0-0	2	0	0	0/0	2	2.2	1	0	0	1	5	1	0	0	10	.111	0	0	0	0

Career Stats vs.. Oregon State Hitters

OSU Batters vs. ASU Pitcher -- Quentin Andes

Batter	Avg	AB	H	RBI	2B	3B	HR	BB	HBP	SO	GDP	SF	SH	SB-ATT	Slug%	OB%
Jenkins	1.000	1	1	0	0	0	0	0	0	0	0	0	0	0-0	1.000	1.000
McFeely	1.000	1	1	0	0	0	0	0	0	0	0	0	0	0-0	1.000	1.000
Graham	.000	1	0	0	0	0	0	0	0	0	0	0	0	0-0	.000	.000
Ellsbury	.000	0	0	0	0	0	0	0	1	0	0	0	0	1-1	.000	1.000
Kunda	.000	0	0	0	0	0	0	0	0	0	0	1	0	0-0	.000	.000
Totals	.500	4	2	0	0	0	0	1	1	1	0	1	0	1-1	.500	.667

OSU Batters vs. ASU Pitcher -- Erik Averill

Batter	Avg	AB	H	RBI	2B	3B	HR	BB	HBP	SO	GDP	SF	SH	SB-ATT	Slug%	OB%
Ellsbury	1.000	1	1	0	1	0	0	0	0	0	0	0	0	0-0	2.000	1.000
Lissman	.000	2	0	0	0	0	0	0	0	2	0	0	0	0-0	.000	.000
Graham	.000	1	0	0	0	0	0	0	0	1	0	0	0	0-0	.000	.000
Jenkins	.000	1	0	0	0	0	0	0	0	1	0	0	0	0-0	.000	.000
McFeely	.000	1	0	0	0	0	0	0	0	0	0	0	0	0-0	.000	.000
Kunda	.000	1	0	0	0	0	0	0	0	0	0	0	0	0-0	.000	.000
Totals	.100	10	1	1	1	0	0	1	0	6	0	0	1	0-0	.200	.167

OSU Batters vs. ASU Pitcher -- Tony Barnette

Batter	Avg	AB	H	RBI	2B	3B	HR	BB	HBP	SO	GDP	SF	SH	SB-ATT	Slug%	OB%
McFeely	1.000	1	1	1	1	0	0	0	0	0	0	0	0	0-0	2.000	1.000
Barney	1.000	1	1	1	1	0	0	0	0	0	0	0	0	0-0	2.000	1.000
Graham	1.000	1	1	0	0	0	0	0	0	0	0	0	0	0-0	1.000	1.000
Ellsbury	1.000	1	1	2	0	0	0	0	0	0	0	0	0	0-0	1.000	1.000
Kunda	1.000	1	1	2	0	0	0	0	0	0	0	0	0	0-0	1.000	1.000
Anderson	.000	1	0	0	0	0	0	0	0	1	0	0	0	0-0	.000	.000
Priseman	.000	0	0	0	0	0	0	0	1	0	0	0	0	0-0	.000	1.000
Totals	.833	6	5	6	2	0	0	0	1	1	0	0	0	0-0	1.167	.857

OSU Batters vs. ASU Pitcher -- Brett Bordes

Batter	Avg	AB	H	RBI	2B	3B	HR	BB	HBP	SO	GDP	SF	SH	SB-ATT	Slug%	OB%
Anderson	1.000	1	1	1	0	0	1	0	0	0	0	1	0	0-0	4.000	1.000
Graham	.667	3	2	0	1	0	0	1	0	1	0	0	0	0-0	1.000	.750
Jenkins	.400	5	2	1	1	0	0	0	0	0	0	0	0	0-0	.600	.400
Lissman	.400	5	2	2	1	0	1	1	0	1	0	0	0	0-0	1.200	.500
Ellsbury	.400	5	2	0	1	0	0	0	1	0	0	0	0	0-1	.600	.500
McFeely	.250	4	1	0	0	0	0	0	0	1	0	0	0	0-0	.250	.250
(Others)	.231	13	3	2	0	0	0	1	0	1	1	1	0	0-0	.231	.286
Barney	.000	3	0	0	0	0	0	0	0	0	0	0	0	0-0	.000	.000
Gipson	.000	2	0	1	0	0	0	0	0	1	0	0	0	0-1	.000	.000
Munich	.000	1	0	0	0	0	0	0	0	0	0	0	0	0-0	.000	.000
Kunda	.000	1	0	0	0	0	0	1	0	1	0	0	0	0-0	.000	.500
Gillespie	.000	1	0	0	0	0	0	0	0	1	0	0	0	0-0	.000	.000
Totals	.295	44	13	7	4	0	2	4	1	7	1	2	0	0-2	.523	.367

Career Stats vs.. Oregon State Hitters

OSU Batters vs. ASU Pitcher -- Pat Bresnehan

Batter	Avg	AB	H	RBI	2B	3B	HR	BB	HBP	SO	GDP	SF	SH	SB-ATT	Slug%	OB%
Ellsbury	1.000	1	1	0	0	0	0	0	0	0	0	0	0	1-1	1.000	1.000
McFeely	.500	2	1	0	0	0	0	0	0	1	0	0	0	0-0	.500	.500
Canham	.500	2	1	0	0	0	0	0	0	0	0	0	0	0-0	.500	.500
Lissman	.500	2	1	1	0	1	0	0	0	1	0	0	0	0-0	1.500	.500
Barney	.000	2	0	0	0	0	0	0	0	0	0	0	0	0-0	.000	.000
Kunda	.000	2	0	0	0	0	0	0	0	2	0	0	0	0-0	.000	.000
Priseman	.000	2	0	0	0	0	0	0	0	2	0	0	0	0-0	.000	.000
Anderson	.000	2	0	0	0	0	0	0	0	1	0	0	0	0-0	.000	.000
Graham	.000	1	0	0	0	0	0	1	0	0	0	0	0	0-0	.000	.500
Totals	.250	16	4	1	0	1	0	1	0	7	0	0	0	1-1	.375	.294

OSU Batters vs. ASU Pitcher -- Jason Urquidez

Batter	Avg	AB	H	RBI	2B	3B	HR	BB	HBP	SO	GDP	SF	SH	SB-ATT	Slug%	OB%
Ellsbury	.750	4	3	0	0	0	0	0	0	0	0	0	0	0-1	.750	.750
Kunda	.500	4	2	0	0	0	0	0	0	0	0	0	0	0-0	.500	.500
Campos	.333	3	1	0	0	0	0	1	0	0	0	0	0	0-0	.333	.500
McFeely	.250	4	1	0	0	0	0	0	0	3	0	0	0	0-0	.250	.250
Gillespie	.000	4	0	0	0	0	0	0	0	3	0	0	0	0-0	.000	.000
Lissman	.000	1	0	0	0	0	0	0	0	0	0	0	0	0-0	.000	.000
Totals	.273	33	9	0	0	0	0	2	1	12	1	0	0	0-1	.273	.333

OSU Batters vs. ASU Pitcher -- Zechry Zinicola

Batter	Avg	AB	H	RBI	2B	3B	HR	BB	HBP	SO	GDP	SF	SH	SB-ATT	Slug%	OB%
Ellsbury	.500	2	1	1	1	0	0	0	0	1	0	0	0	0-0	1.000	.500
Lissman	.000	1	0	0	0	0	0	0	0	1	0	0	0	0-0	.000	.000
Graham	.000	1	0	0	0	0	0	0	0	0	0	0	0	0-0	.000	.000
Campos	.000	1	0	0	0	0	0	0	0	0	0	0	0	0-0	.000	.000
McFeely	.000	0	0	0	0	0	0	1	0	0	0	0	0	0-0	.000	1.000
Totals	.111	9	1	1	1	0	0	1	0	5	0	0	0	0-0	.222	.200

Career Stats vs.. Oregon State Pitchers

OSU Pitchers vs. ASU Batter -- Vinny Biancamano

Pitcher	Avg	AB	H	RBI	2B	3B	HR	BB	HBP	SO	GDP	SF	SH	SB-ATT	Slug%	OB%
Maxwell	1.000	1	1	0	1	0	0	1	0	0	0	0	0	0-0	2.000	1.000
Gunderson	.000	1	0	0	0	0	0	0	0	1	0	0	0	0-0	.000	.000
Totals	.500	2	1	0	1	0	0	1	0	1	0	0	0	0-0	1.000	.667

OSU Pitchers vs. ASU Batter -- Travis Buck

Pitcher	Avg	AB	H	RBI	2B	3B	HR	BB	HBP	SO	GDP	SF	SH	SB-ATT	Slug%	OB%
Gunderson	.000	4	0	0	0	0	0	0	1	0	0	1	0	0-0	.000	.200
Maxwell	.000	1	0	0	0	0	0	0	1	0	0	0	0	0-0	.000	.500
McCormick	.000	0	0	0	0	0	0	1	0	0	0	0	0	0-0	.000	1.000
Totals	.222	27	6	7	1	0	1	2	2	3	2	1	0	3-3	.370	.323

OSU Pitchers vs. ASU Batter -- Colin Curtis

Pitcher	Avg	AB	H	RBI	2B	3B	HR	BB	HBP	SO	GDP	SF	SH	SB-ATT	Slug%	OB%
Maxwell	.500	2	1	1	0	0	0	0	0	0	0	0	0	0-0	.500	.500
Gunderson	.200	5	1	0	0	0	0	0	0	1	0	0	0	0-0	.200	.200
Totals	.231	13	3	2	0	0	0	4	0	2	0	0	0	1-1	.231	.412

OSU Pitchers vs. ASU Batter -- Seth Dhaenens

Pitcher	Avg	AB	H	RBI	2B	3B	HR	BB	HBP	SO	GDP	SF	SH	SB-ATT	Slug%	OB%
Gunderson	.000	1	0	0	0	0	0	0	0	0	0	0	0	0-0	.000	.000
Totals	.000	1	0	0	0	0	0	0	0	0	0	0	0	0-0	.000	.000

OSU Pitchers vs. ASU Batter -- Willy Fox

Pitcher	Avg	AB	H	RBI	2B	3B	HR	BB	HBP	SO	GDP	SF	SH	SB-ATT	Slug%	OB%
Gunderson	.000	1	0	0	0	0	0	0	0	0	0	0	0	0-0	.000	.000
Totals	.000	1	0	0	0	0	0	0	0	0	0	0	0	0-0	.000	.000

OSU Pitchers vs. ASU Batter -- Tuffy Gosewisch

Pitcher	Avg	AB	H	RBI	2B	3B	HR	BB	HBP	SO	GDP	SF	SH	SB-ATT	Slug%	OB%
Maxwell	.500	2	1	2	0	0	1	0	0	0	0	0	0	0-0	2.000	.500
Gunderson	.250	4	1	0	0	0	0	0	0	2	0	0	0	0-1	.250	.250
Koller	.000	0	0	0	0	0	0	1	0	0	0	0	0	0-0	.000	1.000
Totals	.276	29	8	8	2	0	2	4	1	5	0	0	0	0-1	.552	.382

OSU Pitchers vs. ASU Batter -- Joey Hooft

Pitcher	Avg	AB	H	RBI	2B	3B	HR	BB	HBP	SO	GDP	SF	SH	SB-ATT	Slug%	OB%
Maxwell	.000	2	0	0	0	0	0	0	0	1	0	0	0	0-0	.000	.000
Gunderson	.000	2	0	0	0	0	0	0	0	1	0	0	0	0-0	.000	.000
Totals	.000	4	0	0	0	0	0	0	0	2	0	0	0	0-0	.000	.000

OSU Pitchers vs. ASU Batter -- Rocky Laguna

Pitcher	Avg	AB	H	RBI	2B	3B	HR	BB	HBP	SO	GDP	SF	SH	SB-ATT	Slug%	OB%
Gunderson	.000	1	0	1	0	0	0	0	0	0	0	0	0	0-0	.000	.000
Totals	.000	1	0	1	0	0	0	0	0	0	0	0	0	0-0	.000	.000

OSU Pitchers vs. ASU Batter -- Jeff Larish

Pitcher	Avg	AB	H	RBI	2B	3B	HR	BB	HBP	SO	GDP	SF	SH	SB-ATT	Slug%	OB%
(Others)	.333	36	12	8	2	0	0	4	0	2	0	0	3	1-1	.389	.372
Gunderson	.250	4	1	0	1	0	0	0	0	1	0	0	0	1-1	.500	.250
Maxwell	.000	1	0	0	0	0	0	0	1	0	0	0	0	0-0	.000	.500
McCormick	.000	1	0	0	0	0	0	0	0	0	0	0	0	0-0	.000	.000
Koller	.000	0	0	0	0	0	0	1	0	0	0	0	0	0-0	.000	1.000
Totals	.317	41	13	8	3	0	0	4	1	3	0	0	3	2-2	.390	.367

Career Stats vs.. Oregon State Pitchers

OSU Pitchers vs. ASU Batter -- Joe Persichina

Pitcher	Avg	AB	H	RBI	2B	3B	HR	BB	HBP	SO	GDP	SF	SH	SB-ATT	Slug%	OB%
(Others)	.200	5	1	1	0	0	0	1	0	2	0	0	0	0-0	.200	.333
Gunderson	.000	1	0	0	0	0	0	0	0	0	0	0	0	0-0	.000	.000
Totals	.167	6	1	1	0	0	0	1	0	2	0	0	0	0-0	.167	.286

OSU Pitchers vs. ASU Batter -- Andrew Romine

Pitcher	Avg	AB	H	RBI	2B	3B	HR	BB	HBP	SO	GDP	SF	SH	SB-ATT	Slug%	OB%
Gunderson	.500	2	1	0	0	0	0	0	0	0	0	0	0	1-1	.500	.500
Maxwell	.000	0	0	0	0	0	0	0	0	0	0	1	0	0-0	.000	.000
Totals	.500	2	1	0	0	0	0	0	0	0	0	1	0	1-1	.500	.500

OSU Pitchers vs. ASU Batter -- J.J. Sfera

Pitcher	Avg	AB	H	RBI	2B	3B	HR	BB	HBP	SO	GDP	SF	SH	SB-ATT	Slug%	OB%
Maxwell	1.000	1	1	1	1	0	0	0	0	0	0	0	0	0-0	2.000	1.000
Gunderson	.000	3	0	0	0	0	0	0	0	2	0	0	0	0-0	.000	.000
Totals	.250	4	1	1	1	0	0	0	0	2	0	0	0	0-0	.500	.250

OSU Pitchers vs. ASU Batter -- Zechry Zinicola

Pitcher	Avg	AB	H	RBI	2B	3B	HR	BB	HBP	SO	GDP	SF	SH	SB-ATT	Slug%	OB%
Maxwell	.500	2	1	1	0	0	0	0	0	0	0	0	0	0-0	.500	.500
(Others)	.364	11	4	3	2	0	1	1	0	0	1	0	0	0-0	.818	.417
Gunderson	.000	3	0	0	0	0	0	0	0	0	0	0	0	0-0	.000	.000
Totals	.313	16	5	4	2	0	1	1	0	0	1	0	0	0-0	.625	.353

Arizona State vs. Oregon State -- 2003-04 (Pac-10 Games Only)

#3 Arizona State at Oregon State May 12, 2003 at Corvallis, Ore. (Coleman Field)												
Oregon State 4 (21-25,5-14 Pac-10)						Player						
AB	R	H	B	I		Player	AB	R	H	B	I	
Dustin Pedroia ss.....	3	2	2	1		Jacoby Ellsbury rf.....	4	1	2	1		
Nick Walsh lf.....	2	0	0	0		Chris Kunda 2b/3b.....	3	0	1	0		
Ryan Bosch cf.....	1	1	1			Andy Jarvis lb.....	5	0	1	1		
Rod Allen ph/lf.....	2	0	0	0		Chris Biles dh.....	4	0	0	0		
Andre Ethier cf/rf.....	4	3	2	2		Levi Wehber ph.....	1	0	0	0		
Jeff Larish lb.....	4	2	2	3		Tony Calderon ss.....	3	1	1	0		
Jeremy West dh.....	1	1	1			Seth Pletsch lf.....	5	1	2	4		
Travis Buck rf/lf.....	5	2	2	3		Aaron Mathews cf.....	3	1	3	0		
Frank Mesa 3b.....	3	0	1	0		Paul Richie c.....	4	0	0	0		
Dennis Wyrick ph/3b.....	3	0	0	0		Billy Munich c.....	0	0	0	0		
Steve Garraabrants 2b.....	4	1	2	0		Ben Rowe p.....	5	1	2	4		
Tuffy Gosewisch c.....	5	2	1	1		Brad Mellinger 3b.....	3	0	1	1		
Ben Thurmond p.....	0	0	0	0		Rob Recuenco 2b.....	0	0	0	0		
Robbie McCellan p.....	0	0	0	0		Mark Jackson 3b.....	0	0	0	0		
Bryce Kartler p.....	0	0	0	0		Noel Clark p.....	0	0	0	0		
						Jared Sanders p.....	0	0	0	0		
						Kenny Anderson p.....	0	0	0	0		
Totals.....	41	14	13	11		Totals.....	36	4	11	3		

Score by Innings	R	H	E
Arizona State.....	003	301	124
Oregon State.....	030	100	000
	4	11	3

E - Mesa(8); Kunda(9); Pletsch(5); Rowe, DP - Sun Devils 1; LOW - Sun Devils 11; Beavers 13; 2B - Pedroia(30); Larish(13); West(6); Garraabrants(15); Kunda(12); 3B - Ellsbury(3); HR - Buck(4); HBP - Pedroia; Calderon; Recuenco. SH - Walsh(3); Mathews(3); SF - Larish(5); SB - Walsh(2); Larish(3); Buck 2(10); Garraabrants(22); Mathews 2(4); CS - Mellinger(1).

Arizona State	IP	H	R	ER	BB	SO	WP	BK	HP	IBB	AB	BF	FO	GO	NP
Ben Thurmond.....	3.1	7	4	3	1	1	0	0	16	19	6	2	75		
Robbie McCellan.....	3.2	2	0	0	3	2	0	0	0	13	16	7	2	70	
Bryce Kartler.....	2.0	2	0	0	1	2	0	0	1	0	7	9	2	1	47
Oregon State	IP	H	R	ER	BB	SO	WP	BK	HP	IBB	AB	BF	FO	GO	NP
Ben Rowe L,3-6.....	5.0	7	7	7	5	6	0	0	0	0	23	28	7	2	111
Noel Clark.....	1.1	1	1	1	1	2	1	0	0	0	4	7	1	2	27
Jared Sanders.....	1.0	2	2	1	0	1	0	0	0	5	6	1	2	32	
Kenny Anderson.....	1.2	3	4	2	1	5	1	0	1	0	9	11	0	0	34

WP - Clark(3); Sanders(8); Anderson(5); HBP - by Thurmond (Calderon); by Kartler (Recuenco); by Anderson (Pedroia). Inherited runners/scored: McCellan 1/1; Clark 1/1; Sanders 2/1; Anderson 2/2; Pitches/strikes: Thurmond 75/48; McCellan 70/39; Kartler 47/25; Rowe 11/64; Clark 27/19; Sanders 32/21; Anderson 34/22.

Umpires - HP: Terry Mann 1B: Larry Randall 3B: Jeff Henrichs
Start: 5:03 PM Time: 4:14 Attendance: 1026

#3 Arizona State at Oregon State May 13, 2003 at Corvallis, Ore. (Coleman Field)												
Oregon State 6 (22-25,6-14 Pac-10)						Player						
AB	R	H	B	I		Player	AB	R	H	B	I	
Jacoby Ellsbury rf.....	5	1	2	0		Jacoby Ellsbury rf.....	3	2	2	0		
Dennis Wyrick 3b.....	3	0	1	0		Chris Kunda 2b.....	3	0	0	0		
Andy Ethier rf/cf.....	4	0	2	1		Andy Jarvis lb.....	3	1	1			
Jeff Larish lb.....	3	0	1	0		Chris Biles dh.....	4	1	1	1		
Jeremy West dh.....	3	0	2	0		Tony Calderon ss.....	2	1	1	1		
Travis Buck 1f/rf.....	4	0	0	0		Seth Pletsch lf.....	3	0	0	0		
Mike Guerrero 2b.....	3	0	0	0		Aaron Mathews cf.....	3	1	0	0		
Nick Walsh ph.....	1	0	0	0		Paul Richie c.....	4	0	0	0		
Tuffy Gosewisch c.....	4	0	1	0		Mark Jackson 3b.....	1	0	0	0		
Ryan Bosch cf.....	2	0	0	0		Rob Recuenco ph.....	1	0	0	0		
Mike Guerrero ph/lf.....	2	0	1	0		Brad Mellinger 3b.....	1	0	1	2		
Beau Vaughan p.....	0	0	0	0		Jake Postlewait p.....	0	0	0	0		
Carlos Arguello p.....	0	0	0	0								
Mark Sopko p.....	0	0	0	0								
Totals.....	34	1	10	1		Totals.....	28	6	6	5		

Score by Innings	R	H	E
Arizona State.....	100	000	000
Oregon State.....	102	003	00X
	6	6	0

E - Ethier(2); DP - Beavers 2; LOW - Sun Devils 9; Beavers 5; 2B - Pedroia(31); Ellsbury; HBP - Pletsch. SH - Wyrick(2); Kunda. SB - Ellsbury; Biles.

Arizona State	IP	H	R	ER	BB	SO	WP	BK	HP	IBB	AB	BF	FO	GO	NP
Beau Vaughan L,8-4.....	5.0	5	5	5	4	5	1	0	0	0	18	23	3	6	96
Carlos Arguello.....	0.1	0	1	1	1	0	1	0	0	0	1	2	1	0	6
Mark Sopko.....	2.2	1	0	0	0	2	0	1	1	0	9	10	1	5	35

Oregon State	IP	H	R	ER	BB	SO	WP	BK	HP	IBB	AB	BF	FO	GO	NP
Jake Postlewait W,4-0.....	9.0	10	1	1	2	2	0	0	0	0	34	37	11	12	134

WP - Vaughan(2); Arguello(3); HBP - by Sopko (Pletsch). BK - Sopko(1). Inherited runners/scored: Arguello 2/0; Sopko 3/3. Pitches/strikes: Vaughan 96/55; Arguello 6/2; Sopko 35/21; Postlewait 134/85.

Strikeouts - Wyrick; Bosch; Calderon; Mathews; Richie 2; Jackson; Recuenco. Walks - Larish; West; Ellsbury; Jarvis; Calderon 2; Mathews.

Umpires - HP: Larry Randall 1B: Jeff Henrichs 3B: Terry Mann
Start: 5:04 PM Time: 2:39 Attendance: 1350

#3 Arizona State at Oregon State May 14, 2003 at Corvallis, Ore. (Coleman Field)												
Arizona State 12 (46-10,12-6 Pac-10)						Player						
AB	R	H	B	I		Player	AB	R	H	B	I	
Dustin Pedroia ss.....	6	0	3	1		Jacoby Ellsbury rf.....	5	1	2	1		
Nick Walsh lf.....	6	2	3	1		Chris Kunda 2b.....	4	1	2	2		
Andre Ethier cf.....	4	2	1	0		Andy Jarvis lb.....	5	0	1	0		
Jeff Larish lb.....	3	1	1	1		Chris Biles dh.....	5	1	1	0		
Jeremy West dh.....	3	0	0	0		Tony Calderon ss.....	2	2	1	0		
Travis Buck rf.....	3	0	0	0		Seth Pletsch lf.....	4	1	1	0		
Mike Guerrero ph/rf.....	1	1	1	2		Aaron Mathews cf.....	4	0	1	1		
Frank Mesa 3b.....	4	2	2	1		Paul Richie c.....	4	1	1	2		
Dennis Wyrick ph/3b.....	4	2	2	1		Stan McMillan c.....	0	0	0	0		
Steve Garraabrants 2b.....	3	2	2	3		Brad Mellinger 3b.....	1	0	0	1		
Tuffy Gosewisch c.....	0	0	0	0		Levi Wehber ph.....	1	0	0	0		
Ben Rowe p.....	0	0	0	0		Mark Jackson 3b.....	0	0	0	0		
Robbie McCellan p.....	0	0	0	0		Stephen Copeland p.....	0	0	0	0		
Bryce Kartler p.....	0	0	0	0		Noel Clark p.....	0	0	0	0		
						Jon Koller p.....	0	0	0	0		
						Kenny Anderson p.....	0	0	0	0		
						Nathan Pendley p.....	0	0	0	0		
						Ty Kline p.....	0	0	0	0		
						Andy Baldwin p.....	0	0	0	0		
						Kurt Steele p.....	0	0	0	0		
Totals.....	38	12	17	11		Totals.....	38	7	12	7		

Score by Innings	R	H	E
Arizona State.....	120	000	081
Oregon State.....	023	001	001
	7	12	0

E - Ethier(3); Mesa(9); Schroyer(2); DP - Sun Devils 1; Beavers 2; LOW - Sun Devils 9; Beavers 7; 2B - Garraabrants(16); Gosewich(2); HR - Gosewich(2); Ellsbury; Kunda. SH - Mellinger. SF - Larish(6); SB - Ellsbury. CS - Pedroia(4); Ethier 2(3).

Arizona State	IP	H	R	ER	BB	SO	WP	BK	HP	IBB	AB	BF	FO	GO	NP
Jared Liebeck.....	2.1	2	2	2	0	0	0	0	0	10	11	3	3	48	
Brett Bordes.....	1.0	3	2	0	0	1	0	0	0	0	7	7	1	31	
Carlos Arguello.....	2.1	1	1	0	1	1	0	0	0	0	8	9	3	35	
Bryce Kartler.....	0.0	0	0	0	0	0	0	0	0	0	0	0	0	0	
Ryan Schroyer W,5-2.....	3.2	3	1	1	1	4	0	0	0	0	12	13	2	67	

Oregon State	IP	H	R	ER	BB	SO	WP	BK	HP	IBB	AB	BF	FO	GO	NP
Stephen Copeland.....	5.1	7	3	3	3	4	0	0	0	0	19	23	7	2	97
Noel Clark.....	0.1	0	0	0	1	1	0	0	0	0	1	2	0	0	8
Jon Koller.....	0.1	0	0	0	0	0	0	0	0	0	1	2	1	8	5
Kenny Anderson.....	1.1	1	2	2	1	0	0	0	0	0	4	5	2	2	21
Nathan Pendley L,1-3.....	0.0	2	2	2	0	0	0	0	0	0	2	2	0	0	8
Ty Kline.....	0.0	1	1	1	0	0	0	0	0	0	1	1	0	0	8
Andy Baldwin.....	1.1	3	4	1	1	4	0	0	0	0	8	11	2	1	44
Kurt Steele.....	0.2	1	0	0	0	0	0	0	0	0	2	2	0	1	5

WP - Clark; Baldwin 3. Inherited runners/scored: Kartler 2/0; Schroyer 3/1; Clark 1/0; Koller 2/0; Anderson 1/0; Pendley 2/2; Kline 2/2; Baldwin 1/1; Steele 2/1. Pitches/strikes: Liebeck 48/31; Bordes, B. 31/18; Arguello 25/16; Kartler 3/2; Schroyer 67/41; Copeland 97/53; Clark 8/3; Koller 5/1; Anderson 21/11; Pendley 8/6; Kline 2/1; Baldwin 44/24; Steele 5/3.

Umpires HP: Jeff Henrichs 1B: Terry Mann 3B: Larry Randall
Start: 4:07 PM Time: 3:53 Attendance: 986

Oregon State at #14 Arizona State May 14, 2004 at Tempe, Ariz. (Packard Stadium)												
Oregon State 3 (27-16,7-9 Pac-10)						Arizona State 9 (33-13,8-8 Pac-10)						
Player	AB	R	H	B	I	Player	AB	R	H	B	I	
Jacoby Ellsbury cf.....	4	0	1	0	0	Dustin Pedroia ss.....	3	3	1	0	0	
Mike Lisaman dh.....	5	0	0	0	0	Travis Buck rf.....	5	1	2	4	0	
Chris Campos lf.....	0	1	0	0	0	Jeff Larish lf.....	5	0	2	0	0	
Tyler Graham lf.....	2	0	0	0	0	Zechry Zinicola dh/p.....	4	0	1	1	0	
Aaron Mathews rf.....	3	0	2	1	0	Josh Asanovich 3b.....	5	1	1	0	0	
Colie Gillespie lb.....	2	0	0	0	0	Tuffy Gosewisch c.....	4	0	1	0	0	
Andy Jenkins ph/lb.....	1	0	0	0	0	Colin Curtis cf.....	4	1	1	1	0	
Paul Richie c.....	3	1	1	1	1	Joe Persichina lb.....	2	0	0	0	0	
Shea McFeely 3b.....	3	0	0	0	0	Joel Bocchi ph.....	0	1	0	0	0	
Tony Calderon ss.....	3	0	1	0	0	Chris Cook lb.....	1	1	0	0	0	
Chris Kunda 2b.....	2	1	1	0	0	Nick Walsh 2b.....	3	1	3	1	0	
Mike Hass ph.....	1	0	0	0	0	Jeff Moussour p.....	0	0	0	0	0	
Chad Schroeder 2b.....	0	0	0	0	0	Erik Averill p.....	0	0	0	0	0	
Jake Postlewait p.....	0	0	0	0	0							
Nathan Pendley p.....	0	0	0	0	0							
Totals.....	29	3	5	3	3	Totals.....	36	9	12	7	0	
Score by Innings												
Oregon State.....						0 02 01 3 5 5						
Arizona State.....						100 004 04X.....						
Totals.....						9 12 0 0						